

Getting Access to PECOS

11/7/2024

Closed Captioning: *Auto-generated closed captioning is enabled in this course and is at best 70-90% accurate. Words prone to error include specialized terminology, proper names and acronyms.*



Disclaimer

National Government Services, Inc. has produced this material as an informational reference for providers furnishing services in our contract jurisdiction. National Government Services employees, agents, and staff make no representation, warranty, or guarantee that this compilation of Medicare information is error-free and will bear no responsibility or liability for the results or consequences of the use of this material. Although every reasonable effort has been made to assure the accuracy of the information within these pages at the time of publication, the Medicare Program is constantly changing, and it is the responsibility of each provider to remain abreast of the Medicare Program requirements. Any regulations, policies and/or guidelines cited in this publication are subject to change without further notice. Current Medicare regulations can be found on the [CMS website](#).



Recording

Attendees/providers are never permitted to record (tape record or any other method) our educational events. This applies to webinars, teleconferences, live events and any other type of National Government Services educational events.

Today's Presenters



- Provider Outreach and Education Consultants
 - Laura Brown, CPC
 - Susan Stafford PMP, COA, AMR



Agenda

- [Benefits of PECOS](#)
- [CMS Systems and Relationship](#)
- [Retrieve Forgotten User ID](#)
- [Create Your Account](#)
- [Register as an Authorized Official \(AO\), Access Manager \(AM\) or Staff End User for Your Employer](#)
- [Initiate a Connection Request to a Provider](#)
- [Initiate a Connection Request to a Group/Entity](#)
- [Manage Your Employees and Their Access](#)
- [Contact Information and Resources](#)

Benefits of PECOS

Benefits of PECOS

- Access to provider enrollment information currently on file with Medicare, submitted
 - Electronic via PECOS
 - CMS paper application
- Submit electronic application for any scenario to update, add or delete provider enrollment information with the following features
 - Electronic signatures or upload certification statements
 - Upload supporting documents (PDF or TIFF)

Benefits of PECOS

- View the following PECOS reports
 - Medicare ID Report (PTAN, Medicare Number)
 - Approved Enrollment Record (view current provider enrollment information)
 - Pending Reassignment Applications
 - Reassignment Report (PTAN, effective date, revalidation due date)

PECOS Reports

Existing Enrollments

Contractor: NATIONAL GOVERNMENT SERVICES, INC.
State: NEW YORK
Type/Specialty: CLINIC/GROUP PRACTICE

Enrollment Type: 855B
Medicare ID: [View Medicare ID Report](#)
Status: APPROVED [View Approved Enrollment Record](#)

Current ADI Accreditation?: No
Revalidation Status: Revalidation Due [Sample Revalidation Notice](#)
Revalidation Due Date: 02/28/2017
Practice Location: ROCHESTER, NY

Existing Reassignments: 2
Pending Reassignments Applications: 0
[View/Manage Reassignments](#)

[VIEW](#)
[REVALIDATE](#)
[MORE OPTIONS](#)



View/Manage Reassignments Report



View/Manage Reassignments

Pending Reassignments Applications

Pending Reassignments Applications Details				
Name/LBN	NPI	Status	Tracking ID	Action
Provider	XXXXXXXXXX	PENDING E-SIGNATURES View Pending E-Signatures Application	TXXXXX	MANAGE SIGNATURES CORRECT & RE-SUBMIT
Provider	XXXXXXXXXX	PENDING E-SIGNATURES View Pending E-Signatures Application	TXXXXX	MANAGE SIGNATURES CORRECT & RE-SUBMIT

Reassignments Report

Filter Reassignment Records

Please provide one or more of the following options to filter the enrollments. Selecting the reset button will clear the options selected and load the full list of enrollments.

Reassignment Status ?

Enrollment Status

Relationship Status

Records 1 - 1 of 1

The table below displays Reassignment Information for Approved, Deactivated, Revoked, and Rejected enrollment records. Any changes that you submit will display here only after the Medicare Administrative Contractor has processed the submitted enrollment.

Reassignments Report Details							
Relationship	Provider Name/LBN	NPI	Current Enrollment Status	Medicare ID	Effective Date	Reassignment End Date	Revalidation Due Date
Receiving Benefits from	Provider	XXXXXXXXXX	APPROVED	ptan	05/01/2018	N/A	N/A

Records 1 - 1 of 1

Note: Please select on the "Download Report" button to download this report in CSV format.

Learn About PECOS

- NGS website
 - Learn About PECOS Web [Part A](#) or [Part B](#)
 - Links to all three systems, PECOS, I&A, NPPES
- CMS website
 - [Internet-based PECOS](#)
- PECOS website
 - Provider and Supplier Resources
 - [Enrollment Tutorials](#)
 - [Accessibility](#)


CMS Systems and Relationship

Provider Enrollment Systems

Identity & Access (I&A) Management System

Provider Enrollment,
Chain, and Ownership
System (PECOS)

National Plan &
Provider Enumeration
System (NPPES)



Identity & Access Management System

The screenshot shows the CMS Identity & Access Management System interface. At the top, it features the CMS logo and the text 'Centers for Medicare & Medicaid Services'. Below this is the title 'Identity & Access Management System' and a 'Help' link. A section titled 'EHR Business Function in I&A' contains a notice about the decommissioning of the EHR Incentive Programs website starting October 1, 2023. Below the notice, there is a 'Sign In' section with fields for 'User ID' and 'Password', both marked as required. A 'Sign In' button is present, along with links for 'Forgot Password', 'Retrieve Forgotten User ID', and 'Enter your PIN'. To the right of the sign-in section is a 'One account to access multiple systems' section, which explains that users should create one account to manage access to NPES and PECOS. It includes a list of responsibilities: keeping login information secure, selecting strong passwords, and reporting unauthorized use. A 'Create Account Now' button is located below this section. At the bottom of the page, there are two links: 'Quick Reference Guide' (Overview of features and tools to manage your account) and 'Frequently Asked Questions' (Answers to common questions about registration, who should register, and how to manage your account). A link for 'Multi-Factor Authentication (MFA)' is also provided.

I&A Management System

- Purpose for I&A security system
 - Individual profile for user ID to access multiple systems
 - [PECOS](#) (Medicare provider enrollment information)
 - [NPPES](#) (NPI information)
 - Connection to organization and individual enrollments
 - Authorize and manage staffs access to enrollment information

Retrieve Forgotten User ID

Retrieve Forgotten User ID

CMS Centers for Medicare & Medicaid Services

Identity & Access Management System

[Help](#)

[EHR Business Function in I&A](#)

Starting October 1, 2023, the Promoting Interoperability Programs (previously known as The Medicare and Medicaid Electronic Health Records (EHR) Incentive Programs) website will be decommissioned and current users will no longer have access to the website. All options to add the EHR business function to staff will be removed in I&A and all pending requests for EHR will be rejected.

Authorized users are able to sign in to the Identity & Access Management System. If you are a new user you must first [register](#).

Sign In

* indicates required field(s)

* **User ID:**

* **Password:**

Sign In

[Forgot Password](#)

[Retrieve Forgotten User ID](#)

[Enter your PIN](#)

One account to access multiple systems

Create one account with the Identity & Access Management System to manage access to NPPES and PECOS, manage staff, and authorize others to access your information.

IMPORTANT! - Every individual user with access to the I&A system is responsible for:

- Keeping login information secure.
- Selecting strong passwords.
- Reporting any unauthorized use of accounts.

Sharing of login information is strictly prohibited!

Create Account Now

PECOS Use this system to register for Medicare or update your current enrollment information.

NPPES Use this system to apply for and manage National Provider Identifiers (NPIs).

Quick Reference Guide
Overview of features and tools to manage your account.

Frequently Asked Questions
Answers to common questions about registration, who should register, and how to manage your account.

To learn more about Multi-Factor Authentication (MFA) [click here](#)

Retrieve Forgotten User ID - Information

CMS Centers for Medicare & Medicaid Services

Identity & Access Management System [Help](#)

Retrieve Forgotten User ID - Information [Back to Previous Page](#)

Note: You have two options for retrieving your User ID.

1. To have your User ID e-mailed to you, enter an e-mail address associated with your account.
2. To have your User ID immediately displayed to you, enter the User Information associated with your account.

If you choose to receive your User ID by e-mail and do not receive the e-mail within 24 hours, please return to this page and enter the User Information associated with your account.

* indicates required field(s)

E-mail Information OR **User Information**

*** E-mail Address:**

Continue

*** Social Security Number (Enter Last 4 Digits):**

*** Date of Birth:**
Ex: (MM/DD/YYYY)

*** First Name:**

*** Last Name:**

*** Personal Phone Number:**

*** Home ZIP/ Postal Code:**

Continue

Retrieve Forgotten User ID - Confirmation



Reset Password

The screenshot shows the 'Reset Password' page in the CMS Identity & Access Management System. The page header includes the CMS logo and 'Centers for Medicare & Medicaid Services'. Below the header, the page title 'Identity & Access Management System' is displayed with a 'Help' link. The main content area is titled 'Reset Password' and includes a 'Back to Previous Page' link. A note states '* indicates required field(s)'. The form contains two input fields: '* New Password:' and '* Confirm New Password:'. To the right of these fields is a 'Password Compliance' section with a list of rules. A tooltip points to the 'valid special character' rule, showing a list of valid characters: '@ # &) (- _ ' * . , * ; : / \$!'. At the bottom of the form are 'Reset' and 'Cancel' buttons.

Reset Password [Back to Previous Page](#)

* indicates required field(s)

Please enter a new password, and the new password again for verification:

* **New Password:**

* **Confirm New Password:**

Password Compliance:

- Must be different from your previous 6 passwords.
- ✔ Passwords may only be changed once every 24 hours.
- ✘ Must be 8-12 alphanumeric characters.
- ✘ Must contain at least one letter.
- ✘ Must contain at least one number.
- ✘ Must contain at least one [valid special character](#).
- ✘ Must not contain any invalid special characters.
- ✘ Must not start with numeric characters.
- ✘ Must not contain three repeating characters.
- ✘ Must not contain first name or last name.
- ✘ Must not be the same as the User ID.
- ✘ New Password must match Confirm New Password.

Valid Special Characters: @ # &) (- _ ' * . , * ; : / \$!

Reset | [Cancel](#)

Create Your Account

Create Account Now

CMS Centers for Medicare & Medicaid Services

Identity & Access Management System [Help](#)

[EHR Business Function in I&A](#)

Starting October 1, 2023, the Promoting Interoperability Programs (previously known as The Medicare and Medicaid Electronic Health Records (EHR) Incentive Programs) website will be decommissioned and current users will no longer have access to the website. All options to add the EHR business function to staff will be removed in I&A and all pending requests for EHR will be rejected.

Authorized users are able to sign in to the Identity & Access Management System. If you are a new user you must first [register](#).

Sign In

* indicates required field(s)

* **User ID:**

* **Password:**

Sign in

[Forgot Password](#)

[Retrieve Forgotten User ID](#)

[Enter your PIN](#)

One account to access multiple systems

Create one account with the Identity & Access Management System to manage access to NPPES and PECOS, manage staff, and authorize others to access your information.

IMPORTANT! - Every individual user with access to the I&A system is responsible for:

- Keeping login information secure.
- Selecting strong passwords.
- Reporting any unauthorized use of accounts.

Sharing of login information is strictly prohibited.

Create Account Now

PECOS Use this system to register for Medicare or update your current enrollment information.


NPPES Use this system to apply for and manage National Provider Identifiers (NPIs).
National Plan & Provider Enumeration System

Quick Reference Guide
Overview of features and tools to manage your account.

Frequently Asked Questions
Answers to common questions about registration, who should register, and how to manage your account.

To learn more about Multi-Factor Authentication (MFA) [click here](#)


User Registration

 Centers for Medicare & Medicaid Services

Identity & Access Management System [? Help](#)


User Registration

* indicates required field(s)

 Note: The e-mail address provided must be a unique e-mail address for you, and will be the e-mail address used to contact you regarding your user account.

* E-mail Address:


* Confirm E-mail Address:



[Listen to audio](#)


* Enter the text from the image above:

| [Cancel](#)



Quick Reference Guide

Overview of features and tools to manage your account.



Frequently Asked Questions

Answers to common questions about registration, who should register, and how to manage your account.

User Security

Identity & Access Management System [Help](#)

User Registration - User Security

Step 1 User Security | Step 2 User Info | Step 3 MFA Setup | Final Review

* indicates required field(s)

*** User ID:**

*** Password:**

*** Confirm Password:**

User ID Compliance:

- Must be 6-12 alphanumeric characters and unique within the Identity & Access Management System and NPPES.
- Must not contain more than four numeric characters, any spaces, or any special characters.
- Must not contain personally identifiable information such as SSN or NPI.

Password Compliance:

- ✘ Must be 8-12 alphanumeric characters.
- ✘ Must contain at least one letter.
- ✘ Must contain at least one number.
- ✘ Must contain at least one **valid special character**.
- ✘ Must not contain any invalid special characters.
- ✘ Must not start with numeric characters.
- ✘ Must not contain three repeating characters.
- ✘ Must not be the same as your User ID.
- ✘ Password must match Confirm Password.

Valid Special Characters: @ # &) (- _ ' * . , ; : / \$!

Please select five different security questions and enter their answers below:

* Question 1: <input type="text" value="Select"/>	* Answer 1: <input type="text"/>
* Question 2: <input type="text" value="Select"/>	* Answer 2: <input type="text"/>
* Question 3: <input type="text" value="Select"/>	* Answer 3: <input type="text"/>
* Question 4: <input type="text" value="Select"/>	* Answer 4: <input type="text"/>
* Question 5: <input type="text" value="Select"/>	* Answer 5: <input type="text"/>

User Information

Identity & Access Management System Help

User Registration - User Information

Step 1 User Security | Step 2 User Info | Step 3 MFA Setup | Final Review

Please provide the details below. They will be used to verify your identity. [Back to Previous Page](#)

* indicates required field(s)

<p>* First Name:</p> <input type="text"/>	<p>* Personal Phone Number:</p> <input type="text"/>
<p>Middle Name:</p> <input type="text"/>	<p>* Home Address Line 1:</p> <input type="text"/>
<p>* Last Name:</p> <input type="text"/>	<p>Home Address Line 2:</p> <input type="text"/>
<p>Suffix:</p> <input type="text"/>	<p>* City:</p> <input type="text"/>
<p>* Business Phone Number:</p> <input type="text"/>	<p>* Country:</p> <input type="text" value="United States"/>
<p>Fax Number:</p> <input type="text"/>	<p>* State/ Province/ Territory:</p> <input type="text" value="SE - Select One"/>
<p>* Date of Birth: (MM/DD/YYYY)</p> <input type="text"/>	<p>* Postal/ZIP Code:</p> <input type="text"/>
<p>* SSN:</p> <input type="text"/>	
<p>Primary E-mail Address: sam.elliott@email.com</p>	

|

Multi-Factor Authentication Setup

CMS Centers for Medicare & Medicaid Services Logged In as SamElliot Sign Out

Identity & Access Management System Help

User Registration - Multi-Factor Authentication (MFA) Setup

Step 1 ✓ User Security | Step 2 ✓ User Info | Step 3 MFA Setup | Final Review

[Back to Previous Page](#)

* indicates required field(s)

We need a way to deliver a temporary code to you to verify your identity. We can do this via a phone number (either by voice or Text/SMS) or you can choose to have it sent to you in an e-mail. You must enter this code on the next page.

You must identify at least one method for receiving your verification code; however, you may provide up to two different methods.

Please note the following Text/SMS and Voice Call Details:

- International phone numbers are not supported.
- Standard message and data charges may be applied by your carrier.
- By entering a Mobile Phone Number, you are certifying that you are the account holder or have the holder's permission to use the phone number to receive a Text/SMS message.

Please select a Multi-Factor Authentication Method:

* Authentication Method:

Select Primary Authentication Method

- Phone Number Text/SMS
- E-mail Address
- Phone Number Voice Call

Continue | Cancel

Registration Complete

User Registration - Registration Complete

Step 1 ✓ User Security → Step 2 ✓ User Info → Step 3 ✓ MFA Setup → Final Complete

📘 **Congratulations, your account has been successfully created.**

- If you are an Individual Provider, you will be able to see all associations with your NPI.
- If you are an Authorized Official or Access Manager, you will need to add your employer(s) to manage staff and connections associated with your employer(s).
- If you are a Staff End User, you may add your employer and ask an Authorized Official or Access Manager associated with your employer to grant you access; or you can ask an Authorized Official or Access Manager associated with your employer to invite you to work on the behalf of the employer.

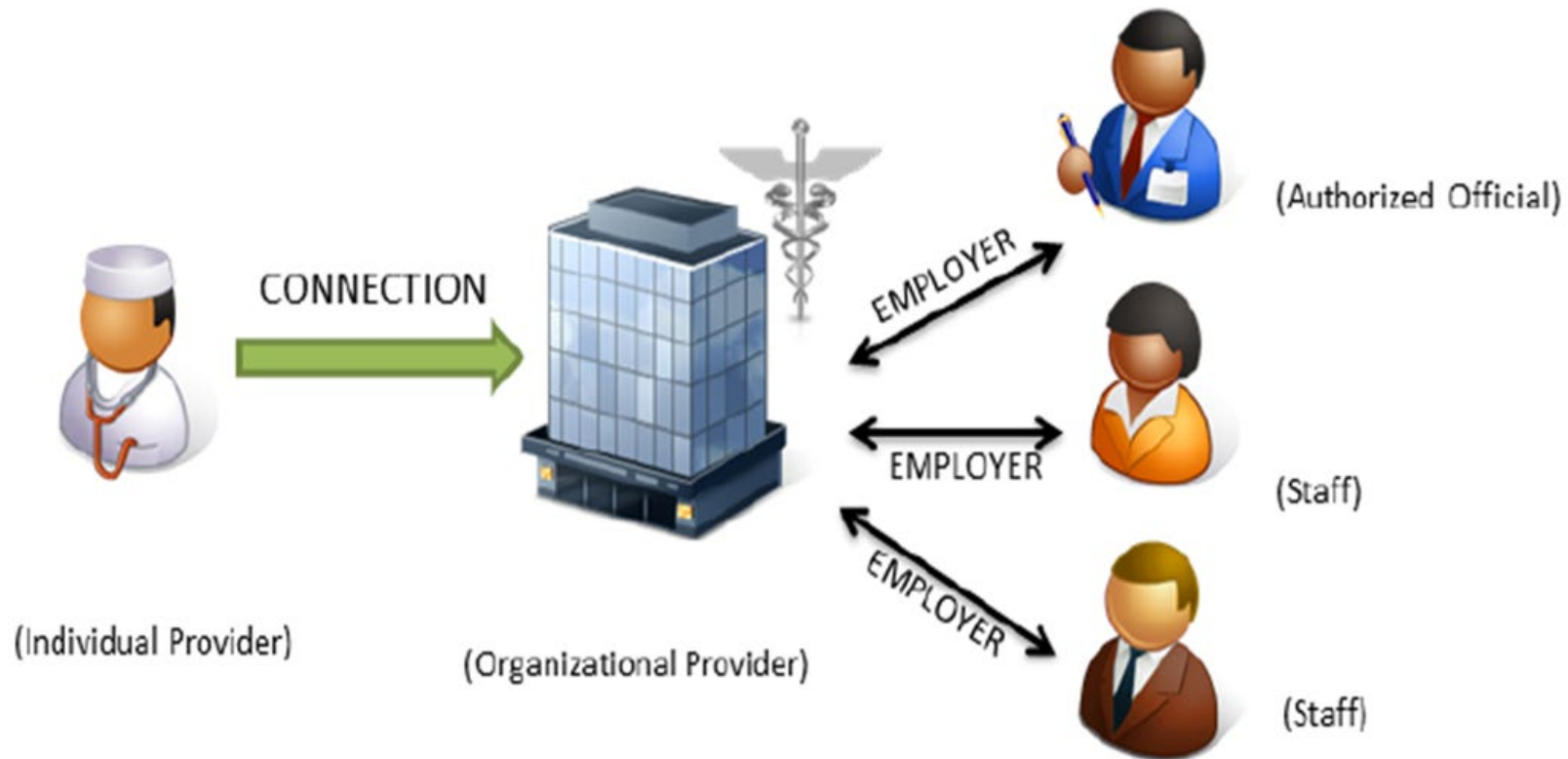
[Continue To Home Page](#)

Register as an AO, AM or Staff End
User for Your Employer

Roles

Role	Represent an Organization	Manage Staff	Approve/ Manage Connections	Act on Behalf of Provider in CMS systems
Individual Provider	Yes	Yes	Yes	Yes
Authorized Official	Yes	Yes	Yes	Yes
Access Manager	Yes	Yes	Yes	Yes
Staff End User	No	No	No	Yes
Surrogate	No	No	No	Yes

Roles and Relationships



Register With Employer

Identity & Access Management System Help

Home **My Profile** **My Connections**

My Profile

My Information

Name: **My Name** Home Address: [REDACTED]

Date of Birth: [REDACTED]

SSN: [REDACTED]

Business Phone Number: [REDACTED] Personal Phone Number: [REDACTED]

Fax Number: [REDACTED] [Modify My Information](#)

Primary E-mail Address: [REDACTED]@email.com [Modify Primary E-mail](#)

Password
Your Password will expire in 57 day(s). [Change Password >](#)

Security
[Change Security Questions & Answers >](#)

Multi-Factor Authentication (MFA)
Setup/Change your MFA Methods
[MFA Setup >](#)

Employer Information


Show:

- All Employers
- Only Approved Employers
- Only Approved and Pending Employers
- Only Cancelled, Disassociated, and Rejected Employers

Search By: "Employer Name" [Search](#) [Clear](#)

No Employers Exist.

Employer	My Role with this Employer	My Status with this Employer	PECOS	EHR	NPPES
----------	----------------------------	------------------------------	-------	-----	-------

If you wish to add an employer, click "Add an Employer". [Add an Employer](#) 

Search on an NPI

Identity & Access Management System [? Help](#)

[Home](#) [My Profile](#) [My Connections](#)

My Profile ► [Add Employer Search](#) [◀ Back to Previous Page](#)

Search for Organizations or Individual Providers that you wish to be associated with as your employer. You can search by entering one or more of the following: Organization Name, Individual Provider's Last Name, City, State, ZIP or NPI. If you are searching for a Provider to work on their behalf, please use My Connections.

Organization Name:	<input type="text"/>	NPI:	<input type="text" value="XXXXXXXXXX"/>	<input type="button" value="Search"/>
First Name:	<input type="text"/>	Last Name:	<input type="text"/>	
City:	<input type="text"/>	State:	<input type="text" value="SE - Select One"/>	ZIP: <input type="text"/>

Search Results

Identity & Access Management System [? Help](#)

[Home](#) [My Profile](#) [My Connections](#) [My Staff](#)

My Profile ► **Add Employer Search** [← Back to Previous Page](#)

Search for Organizations or Individual Providers that you wish to be associated with as your employer. You can search by entering one or more of the following: Organization Name, Individual Provider's Last Name, City, State, ZIP or NPI. If you are searching for a Provider to work on their behalf, please use My Connections.

Organization Name: NPI:
First Name: Last Name:
City: State: SE - Select One ZIP:

Search Results

	Name	Doing Business As	NPI	View NPI	View Other Name
<input type="radio"/>	Group Name		XXXXXXXX	<input type="button" value="View NPI(s)"/>	<input type="button" value="View Other Name(s)"/>

If your employer information does not exist, please select "Add Employer Not in List".

Select Role

Identity & Access Management System Help

Home My Profile My Connections My Staff

My Profile ► Add Employer Search [Back to Previous Page](#)

Search for Organizations or Individual Providers that you wish to be associated with as your employer. You can search by entering one or more of the following: Organization Name, Individual Provider's Last Name, City, State, ZIP or NPI. If you are searching for a Provider to work on their behalf, please use My Connections.

Organization Name: NPI:
First Name: Last Name:
City: State: SE - Select One ▼ ZIP:

Search Results


Name	Doing Business	NPI	View NPI	View Other Name
			<input type="button" value="View NPI(s)"/>	<input type="button" value="View Other Name(s)"/>

Important Note: Once approved, Authorized Officials and Access Managers will automatically have access to all Business Functions for their employer and any provider they have been granted access to. Staff End Users must be granted access to Business Functions by an Authorized Official or Access Manager of the employer.

* Identify the Contact E-mail Address for this Employer:
 Use My Primary E-mail Address OR Enter Employer E-mail Address: Confirm E-mail Address:

* Please select the role you are requesting for this employer:
-- Select One --
Authorized Official (signatory for your organization authorized to legally bind the organization in agreements)
Access Manager (managing users, updating account information for your provider/organization)
Staff End User (working in approved CMS applications for your provider/organization)

If your employer information does not exist, please select "Add Employer Not in List"



Authorized Official or Access Manager

⚠ Important Note: Once approved, Authorized Officials and Access Managers will automatically have access to all Business Functions for their employer and any provider they have been granted access to. Staff End Users must be granted access to Business Functions by an Authorized Official or Access Manager of the employer.

* Identify the Contact E-mail Address for this Employer:

Use My Primary E-mail Address OR Enter Employer E-mail Address: Confirm E-mail Address:

* Please select the role you are requesting for this employer:

– Select One –

- Authorized Official (signatory for your organization authorized to legally bind the organization in agreements)
- Access Manager (managing users, updating account information for your provider/organization)
- Staff End User (working in approved CMS applications for your provider/organization)

I attest that I am an Authorized Official for the employer listed in this registration. My signature legally and financially binds this employer to the laws, regulations, and program instructions as established by the Centers for Medicare and Medicaid Services (CMS). By selecting the box below, I certify that the information contained herein is true, correct, and I authorize CMS to verify this information. If I become aware that any information in this application is not true, correct, or complete, I agree to notify CMS of this fact in accordance with the time frames established in <42 CFR Â§ 424.520(b)>.

* I have read, understood, and agree with the above statements.


Access Manager or Staff End User

Important Note: Once approved, Authorized Officials and Access Managers will automatically have access to all Business Functions for their employer and any provider they have been granted access to. Staff End Users must be granted access to Business Functions by an Authorized Official or Access Manager of the employer.

Identify the Contact E-mail Address for this Employer:

Use My Primary E-mail Address OR Enter Employer E-mail Address: Confirm E-mail Address:

Please select the role you are requesting for this employer:

Please provide the required Authorized Official Information associated with this employer:

*Authorized Official Name:

*Authorized Official Title:

*Authorized Official Phone:

* Authorized Official E-mail Address:

* Authorized Official Confirm E-mail Address:

If your employer information does not exist, please select "Add Employer Not in List". [Add Employer Not in List](#)

|

Confirmation and Review

Identity & Access Management System [Help](#)

[Home](#) [My Profile](#) [My Connections](#) [My Staff](#)

My Profile ► **Add Employer** ► **Confirmation and Review** [◀ Back to Previous Page](#)

[Print this page](#)

You are requesting to be a(n) Access Manager:

- You MUST complete Option A or Option B below before your registration to act on behalf of the Organization below will take effect in CMS applications.
- OPTION A:**
Print, Sign and Submit to CMS the [Access Manager Certification](#) for this request, along with the CP 575 [\[or approved alternate\]](#) issued by the IRS for the Organization for which you are requesting to be an Access Manager.
- OPTION B:**
Please have an existing Authorized Official for this Organization approve your request by logging in to this system.

Contact Information

External User Services (EUS)
PO Box 792750
San Antonio, Texas 78279
Phone: 1-866-484-8049
TTY: 1-866-523-4759
EUSsupport@cgi.com

The employer you have registered for is:

Legal Business Name	EIN	Mailing Address	Phone Number	Request Tracking ID
Group Name	*****	Louisville KY 40219-3851		

Document Management:

You can upload, view, and delete documents. You can also view, add, and delete comments related to the uploaded documents

[More information about Uploaded Documents](#)

0 of the total required 2 documents for completion have been uploaded.

File Name	Document Type	Comments	Date Added	Actions
-----------	---------------	----------	------------	---------

[Add a Document](#)

NPI(s) associated with your employer are:

NPI	Legal Business Name	Location
-----	---------------------	----------

[Done](#)

Employer Information

Identity & Access Management System Help

Home **My Profile** My Connections

My Profile

Employer Information

Employer ▼	My Role with this Employer ▼	My Status with this Employer ▼	PECOS	EHR	NPPES
+ Group Name	Access Manager	Pending Approval Tracking Id xxxxxxxxxx	NO	NO	NO
+ Doe, John	Authorized Official	Approved	YES	YES	YES
+	Staff End User	Approved	NO	NO	YES

AO Role Request Approval

Home My Profile My Connections **My Staff**

My Staff - Active Staff

Role Requests Inactive Staff Add Staff

CMS Centers for Medicare & Medicaid Services Logged in as Mehdi101 Sign Out
Last Logged on 04/09/2020 10:43AM

Identity & Access Management System Help

Home My Profile My Connections **My Staff**

My Staff - Pending Role Requests

Active Staff Inactive Staff Add Staff

Pending Role Requests

Search by: Employee Last Name Employee First Name
Employer Name

Name	Current Role	Request Role	Action
[Redacted]	[Redacted]	Access Manager	<input type="button" value="Approve"/> <input type="button" value="Reject"/>
[Redacted]	[Redacted]	Staff End User	<input type="button" value="Approve"/> <input type="button" value="Reject"/>

Initiate a Connection Request to a Provider

My Connection Tab

CMS Centers for Medicare & Medicaid Services
Identity & Access Management System [Help](#)

EHR Business Function in I&A

Starting October 1, 2023, the Promoting Interoperability Programs (previously known as The Medicare and Medicaid Electronic Health Records (EHR) Incentive Programs) website will be decommissioned and current users will no longer have access to the website. All options to add the EHR business function to staff will be removed in I&A and all pending requests for EHR will be rejected.

Authorized users are able to sign in to the Identity & Access Management System. If you are a new user you must first [register](#).

Sign In

* indicates required field(s)

* **User ID:**

* **Password:**

Sign In

[Forgot Password](#)
[Retrieve Forgotten User ID](#)
[Enter your PIN](#)

One account to access multiple systems

Create one account with the Identity & Access Management System to manage access to NPPEs and PECOS, manage staff, and authorize others to access your information.

IMPORTANT! - Every individual user with access to the I&A system is responsible for:

- Keeping login information secure.
- Selecting strong passwords.
- Reporting any unauthorized use of accounts.

Sharing of login information is strictly prohibited!

Create Account Now

PECOS Use this system to register for Medicare or update your current enrollment information.

NPPEs Use this system to apply for and manage National Provider Identifiers (NPIs).

Quick Reference Guide
Overview of features and tools to manage your account.

Frequently Asked Questions
Answers to common questions about registration, who should register, and how to manage your account.

To learn more about Multi-Factor Authentication (MFA) [click here](#)

Identity & Access Management System [Help](#)

Home **My Profile** **My Connections** My Staff

Home

My Pending Connections

These are Pending Connection requests that have been sent to you or your organization and require your action to approve or reject.

Total Pending Providers: 0

Total Pending Surrogates: 0

News & Alerts

EUS Contact Information:
External User Services (EUS)
PO Box 792750
San Antonio, Texas 78279
<https://eus.custhelp.com>

Application Links

[NPPEs](#)
National Plan and Provider Enumeration System

[PECOS](#)
Medicare Provider Enrollment, Chain, and Ownership System

[EHR Incentive Programs](#)
Promoting Interoperability Programs Registration System

Quick Actions

Add Connection

Add Staff

Add Employer

Find Provider

Identity & Access Management System Help

Home My Profile My Connections My Staff

My Connections

Connections will allow you to create surrogate relationships between Providers and individuals or organizations that work on the Providers' behalf.

Select the name of a Connection to update or view more information about that connection.

Search By: *Employer Name Search Clear

+ **Group Name EIN: xxxx** ←

Identity & Access Management System Help

Home My Profile My Connections My Staff

My Connections

Connections will allow you to create surrogate relationships between Providers and individuals or organizations that work on the Providers' behalf.

Select the name of a Connection to update or view more information about that connection.

Search By: *Employer Name Search Clear

Group Name

Group Name is a surrogate for the following providers:

Group Name has been authorized to work on behalf of the Individual Provider(s) or Healthcare Organization(s) listed below. use the Find Provider button below to initiate a request to work on behalf of a Provider or Organization not listed here.

Find Provider ← Multiple Connections

Group Name has authorized the following surrogates:

The following Individual(s) or Organization(s) have been authorized to work on behalf of **Group Name**. use the Add Surrogate button to initiate the process of authorizing an Individual or Organization to work on behalf of **Group Name**.

Add Surrogate

EIN: **-**-****

Search for a Provider

Identity & Access Management System [? Help](#)

[Home](#) [My Profile](#) [My Connections](#) [My Staff](#)

My Connection ▶ [Add Provider](#) [← Back to Previous Page](#)

Search for an Organization or an Individual Provider that you wish to be associated with as a surrogate to work on their behalf. You can search by entering one or more of the following: Organization Name, Individual Provider's Last Name, City, State, ZIP or NPI.

Organization Name: NPI:

First Name: Last Name:

City: State: SE - Select One ZIP:

Search Results

Name ▼	NPI
<input checked="" type="radio"/> Provider Name	XXXXXXXX

Select the business function(s) you would like to access on behalf of the provider:

PECOS EHR Incentive Program NPPES

|

Submit and Review for a Provider

Identity & Access Management System [Help]

Home My Profile My Connections My Staff

My Connection ▶ Add Provider [← Back to Previous Page](#)

Provider Name

You have requested to work on behalf of **Provider Name** as a surrogate. Once the connection has been approved, you will automatically be connected to all associated NPI's. Review the information listed below before you continue.

Name: **Provider Name**

Business Function(s) Selected:

- PECOS
- EHR Incentive Program
- NPPES

To send this connection request notification to a another e-mail address in addition to what is currently on file for this provider, enter the additional e-mail address below.

Additional E-mail Address: **Provider Email Address**

NPI(s) Associated with this Provider:

Provider Name	Doing Business As	NPI	Business Mailing Address
Provider		XXXXXXXXXX	Harrisburg, PA 17110-9436

Submit Cancel

Identity & Access Management System [Help]

Home My Profile My Connections My Staff

My Connections

Connections will allow you to create surrogate relationships between Providers and individuals or organizations that work on the Providers' behalf.

Select the name of a Connection to update or view more information about that connection.

Search By: *Employer Name Search Clear

Group Name is a surrogate for the following providers:

Group has been authorized to work on behalf of the Individual Provider(s) or Healthcare Organization(s) listed below. Use the Find Provider button below to initiate a request to work on behalf of a Provider or Organization not listed here.

Find Provider Multiple Connections

Name	Tracking ID	Business Function	Access Status
Provider Name	XXXX	PECOS	Pending
	XXXX	EHR Incentive Program	Pending
	XXXX	NPPES	Pending

Approve Connection Request By Provider

Home Tab

The screenshot displays the 'Identity & Access Management System' interface. At the top, there is a navigation bar with tabs for 'Home', 'My Profile', 'My Connections', and 'My Staff'. The 'Home' tab is selected and highlighted with a red box. Below the navigation bar, the main content area is titled 'Home' and contains a section for 'My Pending Connections'. This section includes a summary box stating 'Total Pending Providers: 0' and another box for 'Total Pending Surrogates: 3'. The surrogate section contains a table with columns for 'Surrogate', 'Provider', 'PECOS', 'EHR', and 'NPPES'. Below the table are buttons for 'Select All', 'Approve All Selected', and 'Reject All Selected'. On the right side of the interface, there are two sidebars: 'News & Alerts' with contact information for EUS, and 'Quick Actions' with buttons for 'Add Connection', 'Add Staff', and 'Add Employer'.

Identity & Access Management System Help

Home My Profile My Connections My Staff

Home

My Pending Connections

These are Pending Connection requests that have been sent to you or your organization and require your action to approve or reject.

Total Pending Providers: 0

Total Pending Surrogates: 3

Below are Individuals or Organizations who are asking you to authorize them as a Surrogate for you (or your organization). Approving these requests will allow them to access and update your information in the CMS systems you specify.

Pending Requests

Surrogate	Provider	PECOS	EHR	NPPES
Group Name	Provider Name	<input type="checkbox"/>	<input type="checkbox"/>	<input type="checkbox"/>

News & Alerts

EUS Contact Information:
External User Services (EUS)
PO Box 792750
San Antonio, Texas 78279
<https://eus.custhelp.com>

Quick Actions

Initiate a Connection Request to a Group/Entity

My Connection Tab – Individual Provider

CMS Centers for Medicare & Medicaid Services

Identity & Access Management System

[Help](#)

EHR Business Function in I&A

Starting October 1, 2023, the Promoting Interoperability Programs (previously known as The Medicare and Medicaid Electronic Health Records (EHR) Incentive Programs) website will be decommissioned and current users will no longer have access to the website. All options to add the EHR business function to staff will be removed in I&A and all pending requests for EHR will be rejected.

Authorized users are able to sign in to the Identity & Access Management System. If you are a new user you must first [register](#).

Sign In

* indicates required field(s)

* **User ID:**

* **Password:**

Sign In

[Forgot Password](#)

[Retrieve Forgotten User ID](#)

[Enter your PIN](#)

One account to access multiple systems

Create one account with the Identity & Access Management System to manage access to NPPES and PECOS, manage staff, and authorize others to access your information.

IMPORTANT! - Every individual user with access to the I&A system is responsible for:

- Keeping login information secure.
- Selecting strong passwords.
- Reporting any unauthorized use of accounts.

Sharing of login information is strictly prohibited!

Create Account Now

Quick Reference Guide
Overview of features and tools to manage your account.

Frequently Asked Questions
Answers to common questions about registration, who should register, and how to manage your account.

To learn more about Multi-Factor Authentication (MFA) [click here](#)

Identity & Access Management System

[Help](#)

Home **My Profile** **My Connections** My Staff

Home

My Pending Connections

These are Pending Connection requests that have been sent to you or your organization and require your action to approve or reject.

Total Pending Providers: 0

Total Pending Surrogates: 0

News & Alerts

EUS Contact Information:
External User Services (EUS)
PO Box 792750
San Antonio, Texas 78279
<https://eus.cmshelp.com>

Application Links

[NPPES](#)
National Plan and Provider Enumeration System

[PECOS](#)
Medicare Provider Enrollment, Chain, and Ownership System

[EHR Incentive Programs](#)
Promoting Interoperability Programs Registration System

Quick Actions

Add Connection

Add Staff

Add Employer

Add Surrogate

Identity & Access Management System Help

Home My Profile My Connections My Staff

My Connections

Connections will allow you to create surrogate relationships between Providers and individuals or organizations that work on the Providers' behalf.

Select the name of a Connection to update or view more information about that connection.

Search By: *Employer Name Search Clear

+ **Provider Name** ←

Identity & Access Management System Help

Home My Profile My Connections My Staff

My Connections

Connections will allow you to create surrogate relationships between Providers and individuals or organizations that work on the Providers' behalf.

Select the name of a Connection to update or view more information about that connection.

Search By: *Employer Name Search Clear

+ **Provider Name**

Provider Name is a surrogate for the following providers:

Provider is been authorized to work on behalf of the Individual Provider(s) or Healthcare Organization(s) listed below. Use the Find Provider button below to initiate a request to work on behalf of a Provider or Organization not listed here.

Find Provider Multiple Connections

Provider Name has authorized the following surrogates:

The following Individual(s) or Organization(s) have been authorized to work on behalf of **Provider**. Use the Add Surrogate button to initiate the process of authorizing an Individual or Organization to work on behalf of **Provider**.

Add Surrogate ←

Search for a Group

Identity & Access Management System [? Help](#)

[Home](#) [My Profile](#) [My Connections](#) [My Staff](#)

My Connection ► [Add Provider](#) [◀ Back to Previous Page](#)

Search for an Organization or an Individual Provider that you wish to work on your behalf. You can search by entering one or more of the following: Organization Name, Individual Provider's Last Name, City, State, ZIP or NPI.

Organization Name: NPI: [Search](#)

First Name: Last Name:

City: State: ZIP:

Search Results

Name ▼	NPI	E
<input checked="" type="radio"/> Group Name	XXXXXXXX	

[View Other Name\(s\)](#)

Select the business function(s) you would like to access on behalf of the provider:

PECOS

EHR Incentive Program

NPPES

[Continue](#) | [Cancel](#)

Submit and Review for a Group

Identity & Access Management System

Home My Profile My Connections My Staff

My Connection ► Add Surrogate [Back to Previous Page](#)

Warning: You have requests to work on behalf of your provider. Review the information listed below before you continue.

Your Provider Information

Name: **Provider Name**
Doing Business As (DBA):
NPI: XXXXXXXXX

Surrogate Information

Name: **Group name**
Business Mailing Address: Harrisburg, PA 17110-9436
Business Function(s) Selected:
• PECOS
• EHR Incentive Program
• NPPES

To send this connection request notification to another e-mail address in addition to what is currently on file for this surrogate, enter the additional e-mail address below.

Additional E-mail Address:

Submit | Cancel

My Connections

Connections will allow you to create surrogate relationships between Providers and individuals or organizations that work on the Providers' behalf.

Select the name of a Connection to update or view more information about that connection.

Search By: *Employer Name Search Clear

Provider Name is a surrogate for the following providers:

Duck, Donald has been authorized to work on behalf of the Individual Provider(s) or Healthcare Organization(s) listed below. Use the Find Provider button below to initiate a request to work on behalf of a Provider or Organization not listed here.

Find Provider Multiple Connections

Provider Name has authorized the following surrogates:

The following Individual(s) or Organization(s) have been authorized to work on behalf of Provider. Use the Add Surrogate button to initiate the process of authorizing an Individual or Organization to work on behalf of Provider.

Add Surrogate

Name	Tracking ID	Business Function	Access Status
Group Name	XXXX	PECOS	Pending
	XXXX	EHR Incentive Program	Pending
	XXXX	NPPES	Pending

NPI: XXXXXXXXX

Approval Connection Request by AO/AM

Home Tab

The screenshot displays the 'Identity & Access Management System' interface. At the top, there is a navigation bar with tabs for 'Home', 'My Profile', 'My Connections', and 'My Staff'. The 'Home' tab is selected. Below the navigation bar, the main content area is titled 'Home' and 'My Pending Connections'. A text block explains that these are pending connection requests requiring action. A yellow warning box highlights 'Total Pending Providers' and provides instructions on approving requests. Below this, a table lists pending requests with columns for 'Provider', 'Surrogate', 'PECOS', 'EHR', and 'NPPES'. At the bottom of the table are buttons for 'Select All', 'Approve All Selected', and 'Reject All Selected'. To the right of the main content area, there is a 'News & Alerts' section with 'EUS Contact Information' and a 'Quick Actions' section with buttons for 'Add Connection', 'Add Staff', and 'Add Employer'.

Identity & Access Management System Help

Home My Profile My Connections My Staff

Home

My Pending Connections

These are Pending Connection requests that have been sent to you or your organization and require your action to approve or reject.

Total Pending Providers: 0

These are Individual Providers or Healthcare Organizations who have requested you (or your organization) to work on their behalf. Approving these requests will allow you and your staff to work on their behalf.

Pending Requests

Provider	Surrogate	PECOS	EHR	NPPES
Provider Name	Group Name	<input type="checkbox"/>	<input type="checkbox"/>	<input type="checkbox"/>

Select All Approve All Selected Reject All Selected

News & Alerts

EUS Contact Information:
External User Services (EUS)
PO Box 792750
San Antonio, Texas 78279
<https://eus.custhelp.com>

Quick Actions

Add Connection
Add Staff
Add Employer

Manage Your Employees and Their Access

Add/Modify Staff, Approve Role Requests

My Staff Tab

Identity & Access Management System Help

Home My Profile My Connections **My Staff**

My Staff - Active Staff

Role Requests Inactive Staff **Add Staff**

Active Staff

Search by: Employee Last Name Employee First Name
Employer Name Search Clear

Name ▼	Role	PECOS	EHR Incentive Program	NPPES
+ <input type="text"/>	Modify			
+ <input type="text"/>	Modify			
+ <input type="text"/>	Modify			
+ <input type="text"/>	Modify			
+ <input type="text"/>	Modify			

Add Staff

Home My Profile My Connections **My Staff**

My Staff ► Add Staff [◀ Back to Previous Page](#)

* indicates required field(s)

Enter the name and e-mail address of the new staff user you wish to add. Note that the specified e-mail address will be assigned to all the selected employers.

Then, select the Employer(s) the staff user is to be granted access to and the select Role the staff user should have for that employer.

Please be aware the PIN generated for this invitation will expire in 72 hours.

* **First Name:**

Middle Name:

* **Last Name:**

* **E-mail Address:**

* **Confirm E-mail Address:**

<input type="checkbox"/> Employer	Role	<input type="checkbox"/> PECOS	<input type="checkbox"/> EHR	<input type="checkbox"/> NPPES
<input type="checkbox"/> Group Name EIN: ****-****	<input type="checkbox"/> -- Select One -- <input checked="" type="checkbox"/> Staff End User <input type="checkbox"/> Access Manager	<input type="checkbox"/> PECOS	<input type="checkbox"/> EHR	<input type="checkbox"/> NPPES
<input type="checkbox"/> Provider NPI: xxxxxxxx	<input type="checkbox"/> -- Select One --	<input type="checkbox"/> PECOS	<input type="checkbox"/> EHR	<input type="checkbox"/> NPPES

|

Approval By Staff

Fro: reply@cms.gov
To: jane.doe@email.com
Subject: You've been invited to register with the Centers for Medicare and Medicaid Identity & Access System

Jon Snow requested that you register as a staff user for your employer(s) AAG Org One, JON SNOW in the Centers for Medicare and Medicaid Services Identity & Access (I&A) system. To continue, please either click on the PIN Entry Page link provided below or cut and paste the link into your browser and enter the e-mail address and the PIN provided below. Note that the PIN will expire in 72 hours if not used.

PIN Entry Page: https://nppes.cms.cmstest/IAWeb/register/register_pin.do

PIN: _____

Invitation Tracking ID: _____

Systems that currently accept I&A log in credentials:
Internet-based PECOS (<https://pecos.cms.hhs.gov>)
EHR Incentive Program (<https://ehrincentives.cms.gov>)
NPPES (<https://nppes.cms.hhs.gov>)

Please do not reply to this message via e-mail. This address is automated, unattended, and cannot help with questions or requests. If you have any questions, please contact the External User Services (EUS) Help Desk:
External User Services (EUS) Help Desk
PO Box 792750
San Antonio, TX 78279
1-866-484-8049
EUSsupport@cgi.com

Enter Your PIN

CMS Centers for Medicare & Medicaid Services

Identity & Access Management System

[Help](#)

EHR Business Function in I&A

Starting October 1, 2023, the Promoting Interoperability Programs (previously known as The Medicare and Medicaid Electronic Health Records (EHR) Incentive Programs) website will be decommissioned and current users will no longer have access to the website. All options to add the EHR business function to staff will be removed in I&A and all pending requests for EHR will be rejected.

Authorized users are able to sign in to the Identity & Access Management System. If you are a new user you must first [register](#).

Sign In

* indicates required field(s)

* **User ID:**

* **Password:**

Sign in ▶

[Forgot Password](#)

[Retrieve Forgotten User ID](#)

Enter your PIN

One account to access multiple systems

Create one account with the Identity & Access Management System to manage access to NPPES and PECOS, manage staff, and authorize others to access your information.

IMPORTANT! - Every individual user with access to the I&A system is responsible for:

- Keeping login information secure.
- Selecting strong passwords.
- Reporting any unauthorized use of accounts.

Sharing of login information is strictly prohibited!

Create Account Now ▶

PECOS Use this system to register for Medicare or update your current enrollment information.

NPPES Use this system to apply for and manage National Provider Identifiers (NPIs).
National Plan & Provider Enumeration System

Quick Reference Guide
Overview of features and tools to manage your account.

Frequently Asked Questions
Answers to common questions about registration, who should register, and how to manage your account.

To learn more about Multi-Factor Authentication (MFA) [click here](#)

Enter Email and PIN

The screenshot shows the CMS Identity & Access Management System login interface. At the top, the CMS logo and text 'Centers for Medicare & Medicaid Services' are displayed. Below this, the page title 'Identity & Access Management System' is shown, along with a 'Help' link. The main content area is titled 'Enter PIN' and includes a legend: '* indicates required field(s)'. There are two required fields: '*E-mail Address:' and '*PIN:'. Each field has a corresponding text input box. At the bottom of the form, there is a 'Submit' button with a right-pointing arrow and a 'Cancel' link.

Modify Role

Name ▼	Role	PECOS	EHR Incentive Program	NPPES
+ Jones, Samuel	Modify			
+ nppes, Kavitha	Modify			
+ Shelton, Blake	Modify			

Eleven-six, MFA

Modify All Current Access Role: -- Select One -- PECOS EHR NPPES

	Employer	Role	PECOS	EHR	NPPES
Add Access	mercy EIN: **-****6668		<input type="checkbox"/> PECOS	<input type="checkbox"/> EHR	<input type="checkbox"/> NPPES
Modify Access	trussell pharmacy EIN: **-****9974	Access Manager	<input checked="" type="checkbox"/> PECOS	<input checked="" type="checkbox"/> EHR	<input checked="" type="checkbox"/> NPPES

Modify All Current Access Role: -- Select One -- PECOS EHR NPPES

-- Select One --

-- Select One --

Staff End User

Access Manager

AO Role Request Approval

Home My Profile My Connections **My Staff**

My Staff - Active Staff

Role Requests Inactive Staff Add Staff

CMS Centers for Medicare & Medicaid Services Logged in as Mehdi101 Sign Out
Last Logged on 04/09/2020 10:43AM

Identity & Access Management System Help

Home My Profile My Connections **My Staff**

My Staff - Pending Role Requests

Active Staff Inactive Staff Add Staff

Pending Role Requests

Search by: Employee Last Name Employee First Name
Employer Name

Name	Current Role	Request Role	Action
		Access Manager	<input type="button" value="Approve"/> <input type="button" value="Reject"/>
		Staff End User	<input type="button" value="Approve"/> <input type="button" value="Reject"/>


Contact Information and Resources

Contact Information


For Assistance With	Contact	Contact Information
<ul style="list-style-type: none">• Changing an NPPES password• Establishing a new user ID and password for NPPES• Questions related to the NPI application	NPI Enumerator	Phone: 800-465-3203 TTY: 800-692-2326 Email: customerservice@npienumerator.com
<ul style="list-style-type: none">• Errors encountered while accessing or entering information in PECOS• Forgotten PECOS user IDs and passwords	EUS Help Desk	Phone: 866-484-8049 TTY: 866-523-4759 Email: EUSsupport@cgi.com Live Chat: https://eus.custhelp.com/

NGS Website

Contact Us NGSConnex Subscribe for Email Updates Part A Provider in Connecticut (JK) ▾

 national government SERVICES

HOME EDUCATION ▾ RESOURCES ▾ EVENTS ENROLLMENT APPS ▾



Mailing Addresses

For ADRs, claims, EDI, FOIA, medical policy, enrollment, or other inquiries.

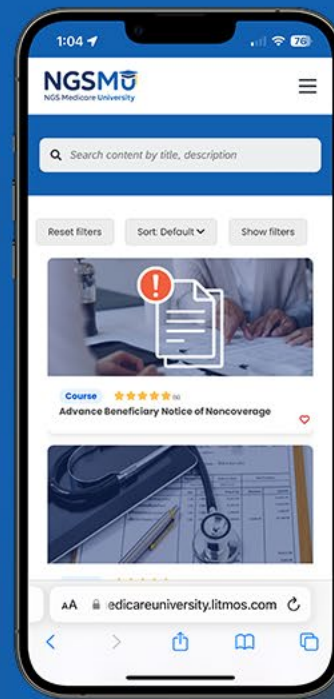
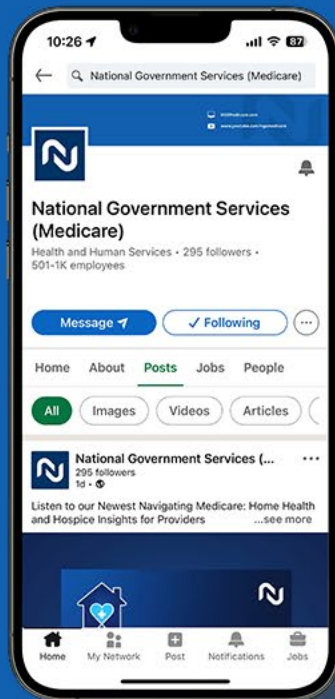
Provider Enrollment

Resources

- Quick reference guides and FAQs for creating and managing accounts
 - [Identity & Access System Quick Reference Guide](#)
 - [CMS Identity & Access Management System](#)

Summary

- CMS systems and relationships
 - NPPES
 - PECOS
 - I&A
- Retrieve and create I&A user account and accessing enrollments
- Manage staff's access
- Contact information and resources



Connect with us on social media



[YouTube Channel](#)
Educational Videos

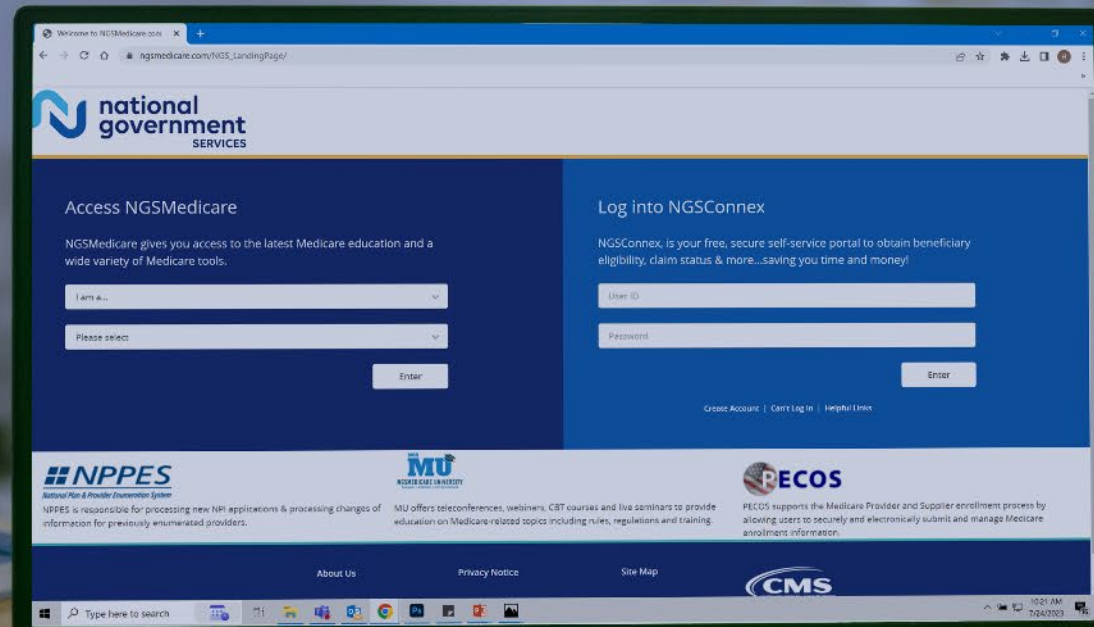


[Medicare University](#)
Self-paced online learning



[LinkedIn](#)
Educational Content

Find us online



www.NGS Medicare.com

Online resources, event calendar, LCD/NCD, and tools



[IVR System](#)

The interactive voice response system (IVR) is available 24-hours a day, seven days a week to answer general inquiries



[NGSConnex](#)

Web portal for claim information



[Sign up for Email Updates](#)

Subscribe for Email updates at the top of any NGS Medicare.com webpage to stay informed of news



Questions?

Thank you!