

Submitting Revalidation via PECOS

10/15/2024

Closed Captioning: *Auto-generated closed captioning is enabled in this course and is at best 70-90% accurate. Words prone to error include specialized terminology, proper names and acronyms.*



Disclaimer

National Government Services, Inc. has produced this material as an informational reference for providers furnishing services in our contract jurisdiction. National Government Services employees, agents, and staff make no representation, warranty, or guarantee that this compilation of Medicare information is error-free and will bear no responsibility or liability for the results or consequences of the use of this material. Although every reasonable effort has been made to assure the accuracy of the information within these pages at the time of publication, the Medicare Program is constantly changing, and it is the responsibility of each provider to remain abreast of the Medicare Program requirements. Any regulations, policies and/or guidelines cited in this publication are subject to change without further notice. Current Medicare regulations can be found on the [CMS website](#).



Recording

Attendees/providers are never permitted to record (tape record or any other method) our educational events. This applies to webinars, teleconferences, live events and any other type of National Government Services educational events.

Today's Presenters



- Provider Outreach and Education Consultants
 - Laura Brown, CPC
 - Susan Stafford PMP, COA, AMR



Agenda

- [What is PECOS](#)
- [Start and Process Application](#)
 - Tabs and Topic View Examples
 - Unfinished Application
 - Signature Method
 - E-signature
- [Process after Submission](#)
- [Verify and Manage Signatures](#)
- [Application Status](#)
- [Resources](#)

What Is PECOS?

What Is PECOS?

- Provider Enrollment, Chain and Ownership System (PECOS) is a CMS Internet-based system
 - PECOS is used to
 - Electronically submit applications
 - initial enrollment
 - revalidation
 - change of information
 - View and print reports to know what Medicare currently has on file
 - Voluntarily withdraw
 - Track application status

What Is PECOS?

- Identity & Access Management System
 - Access PECOS by creating profile in the I&A System
 - Create User ID and Password
 - Establish a connection to the individual or groups information
 - Attend next Getting Access to PECOS Webinar
 - [Our Website](#) > Events > Current Events

Start and Process Application

PECOS Home Page to Login

Medicare Enrollment

for Providers and Suppliers

Welcome to the Medicare Provider Enrollment, Chain, and Ownership System (PECOS)

(*) Red asterisk indicates a required field.

PECOS supports the Medicare Provider and Supplier enrollment process by allowing registered users to securely and electronically submit and manage Medicare enrollment information.

New to PECOS? View our [videos](#) at the bottom of this page.

USER LOGIN

Please use your I&A (Identity & Access Management System) user ID and password to log in.

* User ID

* Password

[LOGIN](#)

[Forgot Password?](#)

[Forgot User ID?](#)

[Manage/Update User Profile](#)

[Who Should I Call? \[PDF, 155KB\]](#) - CMS Provider Enrollment Assistance Guide

BECOME A REGISTERED USER

You may register for a user account if you are: an Individual Practitioner, Authorized or Delegated Official for a Provider or Supplier Organization, or an individual who works on behalf of Providers or Suppliers.

[Register for a user account](#)

Questions? [Learn more about registering for an account](#)

Note: If you are a Medical Provider or Supplier, you must register for an NPI [before enrolling with Medicare.](#)

Helpful Links

[Application Status](#) - Self Service Kiosk to view the status of an application submitted within the last 90 days.

[Pay Application Fee](#) - Pay your application fee online.

[View the list of Providers and Suppliers \[PDF, 94KB\]](#) who are required to pay an application fee.

[E-Sign your PECOS application](#) - Access the PECOS E-Signature website using your identifying information, email address, and unique PIN to electronically sign your application.

Provider & Supplier Resources

- [CMS.gov/Providers](#) - Section of the CMS.gov website that is designed to provide Medicare enrollment information for providers, physicians, non-physician practitioners, and other suppliers.
- [Revalidation Notice Sent List](#) - Check to see if you have been sent a notice to revalidate your information on file with Medicare.
- [Enrollment Checklists](#) - Review checklists of information needed to complete an application for various provider and supplier types.
- [Ordering, Certifying, or Prescribing Practitioners List](#) - View the Ordering, Certifying, or Prescribing Practitioners List to verify eligibility to order or certify items or services to Medicare beneficiaries.
- [Medicare Learning Network® \(MLN\)](#) - Helpful articles and tutorials about changes in Medicare enrollment.
- [Ordering, Certifying, or Prescribing Information \[PDF, 1.64MB\]](#) - Learn about the Ordering, Certifying, or Prescribing enrollment process.

Enrollment Tutorials

- Initial Enrollment:**
Step-by-step demonstration of an initial enrollment application in PECOS.
[Individual Provider](#) or [Organization/Supplier](#)
- Change of Information:**
Step-by-step demonstration of how to update or change information for an existing enrollment already on file with CMS.
[Individual Provider](#) or [Organization/Supplier](#)
- Revalidation:**
Step-by-step demonstration on how to submit your revalidation application using PECOS.
[Individual Provider](#) or [Organization/Supplier](#)
- Deactivated:**
Example of how to deactivate an existing enrollment record.
[Individual Provider](#)
- Reactivation:**
Step-by-step demonstration of how to re-enroll based on enrollment information that already exists in PECOS.
[Organization/Supplier](#)
- Adding a Practice Location (DMEPOS Only):**
Demonstration of how to add a new practice location for DMEPOS supplier who is already enrolled with CMS.
[DME Supplier](#)

Welcome – My Associates

Welcome

Release Notes

Want to learn what's new in the latest PECOS release? Please review the [Release Notes \[PDF\]](#).

System Notifications

Note: JavaScript must be enabled in your internet browser for PECOS to work properly. If JavaScript is currently disabled in your browser, refer to the Accessibility section in PECOS Help for instructions on enabling JavaScript.

Manage Medicare and Account Information

<h4>MY ASSOCIATES >></h4> <ul style="list-style-type: none">• Enroll in Medicare for the first time• View and update existing Medicare information• Continue working on saved applications	<h4>ACCOUNT MANAGEMENT >></h4> <ul style="list-style-type: none">• Update your user account information, request or remove access to organizations• Manage access to Medicare enrollments
--	--

REVALIDATION NOTIFICATION CENTER >>

- View All Applications requiring revalidation
- Start or continue revalidation application

Manage Signatures

Applications Requiring Signatures

You currently have no pending signatures.

[VIEW ALL SIGNATURES >>](#)

Existing Associates - View Enrollments

My Associates

Initial Enrollment

Create an application for initial enrollment **ONLY** if you are:

- Enrolling in Medicare for the first time
- Enrolling in a new state, or
- Enrolling with a new specialty

IMPORTANT:

If you are responding to a request for Revalidation, do not create an initial enrollment application. Instead, select a provider from the "Existing Associates" section below then select from the list of existing enrollments.

Please Note: If your organization is currently enrolled in Medicare but you do not see your enrollment, please take the following steps to confirm your access to the enrollment.

- If you are a Staff End User of the organization, please contact the organization's Authorized/Delegated Official to ensure your account has access to PECOS.
- If you are an Authorized/Delegated Official of the organization, please confirm your role with the organization and ensure access to PECOS is active. To verify your account status, select the Account Management button on the Home Page and then choose Update user account information option.

The following checklists will help you gather the information needed to enroll via Internet-based PECOS:

- [Checklist for Sole Proprietor or Solely Owned Organizations \(eg. LLC, PC\) using PECOS](#)
- [Checklist for Individual Physician and Non-Physician Practitioners using PECOS](#)
- [Checklist for Provider or Supplier Organization using PECOS](#)

Select the Create Initial Enrollment Application button **ONLY** if you are enrolling for the first time, or enrolling in a new state or specialty.

[CREATE INITIAL ENROLLMENT APPLICATION](#)

Existing Associates

Please provide one or more of the following options to filter your associates. Selecting the reset button will clear the options selected and load the full list of associates.

Enrollment Type: [SELECT](#)

Provider/Supplier Type:

Associate Legal Business Name: ⓘ

Associate Last Name:

Associate First Name:

TIN:

NPI: ⓘ

State:

[FILTER](#) [RESET](#)

In order to view Medicare applications and enrollments for an associate, please select the "View Enrollments" button next to an associate listed below.

Individuals 2

Records 1 - 2 of 2

Name: Provider	NPI: XXXXXXXX	VIEW ENROLLMENTS
Name: Provider	NPI: XXXXXXXX	VIEW ENROLLMENTS


Records 1 - 2 of 2

Organizations 2

Records 1 - 2 of 2

Name: Group	TIN: XX-XXX	VIEW ENROLLMENTS
Name: Group	TIN: XX-XXX	VIEW ENROLLMENTS

Records 1 - 2 of 2



Enrollment Box to Revalidate

Existing Enrollments

Contractor: NATIONAL GOVERNMENT SERVICES, INC.
State: NEW YORK
Type/Specialty: CLINIC/GROUP PRACTICE

Enrollment Type: 855B
Medicare ID: [View Medicare ID Report](#) 
Status: APPROVED [View Approved Enrollment Record](#) 

Current ADI Accreditation?: No
Revalidation Status: Revalidation Due 
[Sample Revalidation Notice](#) 
Revalidation Due Date: 02/28/2017
Practice Location: : ROCHESTER, NY

Existing Reassignments: 2
Pending Reassignments Applications: 0
[View/Manage Reassignments](#)

[VIEW](#) 
[REVALIDATE](#) 
[MORE OPTIONS](#) 



Start Application

Confirm Reason for Application

Medicare Part B Enrollment

Based on your responses, the following reason for application was identified.

- A Medicare Part B practitioner is currently enrolled in the Medicare program using their social security number (SSN). The practitioner is revalidating Medicare enrollment information.**


The application is for:

Legal Business Name	Tax Identification Number (TIN)	Supplier Type	State
DONAL DUCK LLC		CLINIC/GROUP PRACTICE	RHODE ISLAND

Clicking on the 'Start Application' button will create a Medicare application using the above information.
Please note: After you click 'Start Application' a Web Tracking ID will be created. This does not mean that your application has been submitted.

At the conclusion of this process:

- The application is submitted to the appropriate Medicare fee-for-service contractor(s) for processing
- An Authorized Official or Delegated Official must sign a statement certifying the submitted information
- The certification statement, additional required signatures, and required attachments must be electronically signed or mailed to the identified fee-for-service contractor(s)
- Medicare benefits to the practitioner are reassigned to the supplier after the fee-for-service contractor processes this application and approves the information
- Any required and/or supporting documentation not uploaded must be mailed in to the fee-for-service contractor

START APPLICATION >> 

Fast Track View

Topic View | **Fast Track View** | Error/Warning Check 3

Enrollment ID:
PaclID:
Web Tracking ID:
Individual Provider NPI:

Reason for Application
Enrolled Practitioner is Revalidating their Enrollment Information
[EDIT REASON](#)

Reports
Select the hyperlink to view the Application being edited:
[View Application being edited](#)
Select the hyperlink to view the Medicare ID Report:
[View Medicare ID Report](#)

Topics
Personal Information
MD
Date of Birth: XXXX
Social Security Number: XXX-XX-XXXX
Gender: Female
IRS Proprietary/Non-Profit Status: Proprietary
Accepting New Patients: Yes
Country of Birth: United States
State/Territory of Birth: PENNSYLVANIA
Medical School or other Professional School: PENNSYLVANIA STATE UNIVERSITY COLLEGE OF MEDICINE
Year of Graduation: 1990
[GO TO TOPIC](#)

Click the "Go To Topic" button to access the topic



Topic View

Enrollment ID:
PaCID:
Web Tracking ID:
Individual Provider NPI:

Reason for Application

Practitioner is revalidating Medicare enrollment information

Topics

The data required for this enrollment application is grouped into topics. In order to electronically submit this enrollment application, you must complete all of the following topics.

You may view and print this enrollment application at any time during the enrollment process by clicking the View and Print button below.

This application is collecting the following topics:

Completed	Topics
✓	Personal Information + more information about Personal Information
✓	PA/PC/LLC Information + more information about PA/PC/LLC Information
✓	Practitioner Specialty + more information about Practitioner Specialty
✓	PAR Status Information + more information about PAR Status Information
✓	Physical Location and "Special Payments" Address + more information about Physical Location and "Special Payments" Address
✓	Vehicle Information + more information about Vehicle Information
— N/A	Geographic Location + more information about Geographic Location
✓	Rendering Healthcare Services at a Patient's Home + more information about Rendering Healthcare Services at a Patient's Home

Topic View

✓	License and Certification Information + more information about License and Certification Information
✓	Final Adverse Actions + more information about Final Adverse Actions
✓	Individual Control + more information about Individual Control
✓	Patient Records Storage Location + more information about Patient Records Storage Location
✓	Billing Agency + more information about Billing Agency
✓	Contact Person + more information about Contact Person
✓	Electronic Funds Transfer + more information about Electronic Funds Transfer
✓	Required and/or Supporting Documentation + more information about Required and/or Supporting Documentation

Note:

- Once you have completed all the topics and no errors are present, the 'Begin Submission' button will be enabled. You may review errors at any time by clicking the 'Error Check' tab. Clicking 'Begin Submission' will initiate the Submission Process.

BEGIN SUBMISSION >>

NEXT PAGE >>

Individual Control

Individuals with Ownership Interest and/or Managing Control

Topic Summary

This topic requests information about individuals with ownership interest in and/or managing control of the applicant. All managing employees for the practice locations listed on this enrollment must be reported. [\(more information about Individuals with Managing Control\)](#)

[ADD INFORMATION](#)

Individuals with Ownership Interest and/or Managing Control Information

Records 1 - 2 of 2

Sample, Joe

Tax Identification Number (SSN): XXX-XX-XXXX [Final Adverse Legal Action](#)
[ADD](#)

Date of Birth: 05/09/XXXX

Individual's Relationship to the Applicant:

- 5% OR GREATER DIRECT OWNERSHIP INTEREST
Effective Date: 01/01/2022
- OFFICER
Effective Date: 01/01/2022
- W-2 MANAGING EMPLOYEE
Effective Date: 01/01/2022
- AUTHORIZED OFFICIAL
Effective Date: 01/01/2022

[EDIT](#) [DELETE](#)

Doe, Mary

Tax Identification Number (SSN): XXX-XX-XXXX [Final Adverse Legal Action](#)
[ADD](#)

Date of Birth: 10/11/XXXX

Individual's Relationship to the Applicant:

- W-2 MANAGING EMPLOYEE
Effective Date: 01/01/2021
- DELEGATED OFFICIAL
Effective Date: 01/01/2021

[EDIT](#) [DELETE](#)

Records 1 - 2 of 2

[PREVIOUS TOPIC](#) [GO TO ERROR CHECK](#) [NEXT TOPIC](#)

Individuals With Managing Control

Individuals with Ownership Interest and/or Managing Control

(*) Red asterisk indicates a required field.

Personal Information for Individual with Ownership Interest and/or Managing Control

Note: Please enter the individual name associated with the SSN and Date of Birth. Any Authorized or Delegated Official with an ITIN will not be able to submit electronic signatures. Please mail a paper signature if an Authorized or Delegated Official with an ITIN is entered on this application.

* **First Name**

Middle Name

* **Last Name**

Suffix

* **TIN Type**

* **Tax Identification Number (TIN)**

XXX-XX-XXXX

* **Date of Birth**

MM/DD/YYYY

Title

National Provider Identifier (NPI) (of individual with ownership interest/managing control)

10 Digits

Individuals With Managing Control

Home > My Associates > My Enrollments > Initial Enrollment > Individual Control > ADD

Individuals with Ownership Interest and/or Managing Control

(*) Red asterisk indicates a required field.

Place of Birth Information

Country of Birth
Select Country

*** State/Territory of Birth**
Select State/Territory of Birth

Individuals With Managing Control

Individuals with Ownership Interest and/or Managing Control

(*) Red asterisk indicates a required field.

Individual's Relationship to the Applicant

* Check all roles that are applicable to this individual's relationship:

5% or Greater Direct/Indirect Owner

* Effective Date of 5% or Greater Direct/Indirect Owner
MM/DD/YYYY

Partner (regardless of percentage of ownership)

* Effective Date of Partner
MM/DD/YYYY

Managing Employee (W-2)

* Effective Date of Managing Employee (W-2)
MM/DD/YYYY

Director/Officer (if and only if the applicant is a corporation, whether for profit or non-profit)

* Effective Date of Director/Officer
MM/DD/YYYY

Contracted Managing Employee

* Effective Date of Contracted Managing Employee
MM/DD/YYYY

[PREVIOUS PAGE](#) [NEXT PAGE](#)

[CANCEL](#)

Individuals With Managing Control

Individuals with Ownership Interest and/or Managing Control

(*) Red asterisk indicates a required field.

Authorized/Delegated Official

* Please indicate below if the individual is an Authorized or Delegated official. Authorized Officials are granted legal authority by the organization to enroll it in the Medicare program and make changes and updates. Delegated Officials are appointed by an Authorized Official to make changes and updates to the organization's enrollment. The delegated official must have ownership, controlling interest or be a W-2 managing employee of the organization.

Neither an Authorized nor a Delegated Official

Authorized Official

Delegated Official

* Telephone
No Format Required

* Is the Delegated Official a W-2 employee?

Yes

No

* Effective Date [?]
MM/DD/YYYY

Physical Location and “Special Payment”

Physical Location and “Special Payments Address” Information

Location Type: Practice Location

Practice Location Type: Private Practice Office Setting [EDIT](#)

Physical Location Address	Special Payment Address
Physical Address: 300 GEORGE ST FL NEW HAVEN, CT 08511 -8824	Payment Address: 300 GEORGE ST FL NEW HAVEN, CT 08511 -8824
Effective Date of Information: 01/01/2018 EDIT DELETE	Effective Date of Information: 01/01/2018 EDIT DELETE

Physical Location Contact Information:

Telephone Number:

Fax Number:

E-mail address: @ANTHEM.COM [EDIT](#)

Claims Information: [ADD](#)

Medicare Identification Number:

Effective Date of this Practice Location: 01/01/2018
[EDIT](#) [DELETE](#)

CLIA and FDA Certification Number(s): [ADD](#)

Records 1 - 1 of 1

[PREVIOUS TOPIC](#) [GO TO ERROR CHECK](#) [NEXT TOPIC](#)

Contact Person Information

Contact Person

Topic Summary

The topic requests information about the person or persons that the Medicare contractor should contact if any questions exist about the application. [\(more information about Contact Person\)](#)

ADD INFORMATION >>

Contact Person Information

XXXXX XXXXXX

Relationship/Affiliation to Provider/Supplier: Employee
Address: Harrisburg, PA 17110 -9436
Telephone: (555) 555-5554

EDIT **DELETE**

REVIEW COMPLETE >>

<< PREVIOUS TOPIC **GO TO ERROR CHECK >>** **NEXT TOPIC >>**

Edit and Save

Contact Person (*) Red asterisk indicates a required field.

Contact Name

Relationship/Affiliation to Provider/Supplier:

Authorized Official

Other (Specify)

* First Name

Middle Name

* Last Name

NEXT PAGE

CANCEL

Contact Person (*) Red asterisk indicates a required field.

Contact Information

Previously Entered Address Information

Select an address or enter a new address in the fields below:

Select address

APPLY

* Address Line 1
Drive

Address Line 2

* City
Harrisburg

* State/Territory:
PENNSYLVANIA

* Zip Code +4
17110 9436

* Telephone
(555) 555-5555 x Extension
(555) 555-5556 x

Fax
(555) 555-5555

E-mail Address

PREVIOUS PAGE

SAVE

Topic View

Home > My Associates > My Enrollments > Revalidation



[Topic View](#) **[Fast Track View](#)** [Error/Warning Check 3](#)

Enrollment ID:
PacID:
Web Tracking ID:
Individual Provider NPI:

- ✓ [License and Certification Information](#) [more information about License and Certification Information](#)
- ✓ [Final Adverse Actions](#) [more information about Final Adverse Actions](#)
- ✓ [Individual Control](#) [more information about Individual Control](#)
- ✓ [Patient Records Storage Location](#) [more information about Patient Records Storage Location](#)
- ✓ [Billing Agency](#) [more information about Billing Agency](#)
- ✓ [Contact Person](#) [more information about Contact Person](#)
- ✓ [Electronic Funds Transfer](#) [more information about Electronic Funds Transfer](#)
- ✓ [Required and/or Supporting Documentation](#) [more information about Required and/or Supporting Documentation](#)

Note:

- Once you have completed all the topics and no errors are present, the 'Begin Submission' button will be enabled. You may review errors at any time by clicking the 'Error Check' tab. Clicking 'Begin Submission' will initiate the Submission Process.

BEGIN SUBMISSION 18

[NEXT PAGE 20](#)

Electronic Funds Transfer

Electronic Funds Transfer

(*) Red asterisk indicates a required field.

Topic Summary

This topic requests information about the Electronic Funds Transfer (EFT) authorization agreement. This topic is the electronic CMS-588 Form. Data collected in this topic includes financial institution and account information, and information for the contact person for the electronic funds transfer. [\(more information about Electronic Funds Transfer\)](#)

* Does the applicant have any EFT information to report?

Yes

No

[ADD INFORMATION >>](#)

Electronic Funds Transfer Information

No EFT authorization information has been entered. Please answer the question above.

[<< PREVIOUS TOPIC](#) [GO TO ERROR CHECK >>](#) [NEXT TOPIC >>](#)

Electronic Funds Transfer

Electronic Funds Transfer [*] Red asterisk indicates a required field.

Financial Institution Information

Please enter the information for the financial institution where the account was opened.

*Name

*Street Address Line 1:

Street Address Line 2:

*City

*State/Territory

*Zip Code #4

Contact Person First Name

Contact Person Last Name

*Telephone Number x Extension
 x
No Format Required

*Routing Transit Number

9 Digits

* Depositor Account Number

Maximum of 17 Digits

* Type of Account

Account Holder Information

Please enter the information for the account holder.

Legal Business Name: LLC
TIN:

* National Provider Identifier (NPI)

10 Digits

Medicare Identification Number (if issued)

Either select an address from the "Select address" dropdown field and click the Apply button or enter a new address in the fields below.

Select a previously entered address:

*Street Address Line 1

Street Address Line 2

*City

*State/Territory

*Zip Code #4

Electronic Funds Transfer

Home > My Associates > My Enrollments > Initial Enrollment > Electronic Funds Transfer > ADD

Electronic Funds Transfer

(*) Red asterisk indicates a required field.

Contact Person

Please enter the contact person who should be contacted for any questions regarding this EFT Authorization Agreement submission.

* First Name

* Last Name

* Title

* Telephone Extension
 X
No Format Required

* E-mail Address

Electronic Funds Transfer

Electronic Funds Transfer

Topic Summary

This topic requests information about the Electronic Funds Transfer (EFT) authorization agreement. This topic is the electronic CMS-588 Form. Data collected in this topic includes financial institution and account information, and information for the contact person for the electronic funds transfer. [\(more information about Electronic Funds Transfer\)](#)

Electronic Funds Transfer Information

Electronic Funds Transfer

Financial Institution Information

Financial Institution Name: Wells Fargo
Financial Institution Contact Person:
Financial Institution Telephone Number: |

Financial Institution Routing Transit Number: XXXXX6789
Depositor Account Number: XXXXXXXXXXXXX4321
Type of Account: Checking

Financial Institution Address:

HARRISBURG, PA 17101 -1703

Note: To update the Routing Transit Number or Depositor Account Number you must delete this EFT Agreement and enter a new one.

Account Holder Information

Legal Business Name: LLC
TIN: |
NPI: |

Account Holder Address:

HARRISBURG, PA 17110 -9436

Contact Person Information:

Title: CEO
First Name:
Last Name:
Telephone Number: |
E-mail Address: |@anthem.com

[EDIT](#) [DELETE](#)

[PREVIOUS TOPIC](#) [GO TO ERROR CHECK](#) [NEXT TOPIC](#)

Required and/or Supporting Documentation

Required and/or Supporting Documentation (*) Red asterisk indicates a required field.

Topic Summary

This topic covers information pertaining to required and/or supporting documentation you will need to furnish to your Medicare Administrative Contractor (MAC) to process your Medicare enrollment application. Based on information you provide in your enrollment application, PECOS displays a checklist of the types of required and/or supporting documentation you need to provide to your MAC.

For each document, you have the option of selecting which delivery method to use - upload a digital copy or send a hard copy via U.S. Mail. PECOS provides a feature to upload digital copies of documents from your computer that you want to deliver to your MAC with the Internet-based PECOS enrollment application.

Medicare Administrative Contractor Information:

N/A

Please remember that your application could be delayed or not processed if any required and/or supporting documentation is missing from your Medicare enrollment application. If you have questions about required and/or supporting documentation, please contact your MAC.

Instructions for Completing This Topic

There are three steps to complete for this topic. Step 1 and Step 2 are required; Step 3 is required only if you are uploading digital copies of documents identified in Step 1 now.

Step 1. Review the required and/or supporting documentation, optionally, identify the delivery method for each document; optionally, print the other required documentation; and save the checklist.

Step 2. Confirm that you want to upload digital copies of the required or supporting documents.

Step 3. Upload digital copies of the documents. (Step 3 might not appear depending on your response in Step 2)

Step 1: Review the required and/or supporting documentation; optionally identify the delivery method for each document; and save the checklist.

Whether or not you identify the delivery method(s) in Step 1, please complete Step 2, which is required. In addition, if you select the Upload delivery method and you want to upload documents now, please complete Steps 2 and 3 to upload the documents from your computer and attach them to your Medicare enrollment application. If you select the Mail delivery method, please mail the documents to your MAC via U.S. Mail.

Required and/or Supporting Documentation Information

▶ Expand to display the Required and/or Supporting Documentation. Checklist for this Medicare enrollment application submission.

Step 2: Confirm that you want to upload digital copies of the documents now

Instructions for this step: If you selected the Upload delivery method for any documentation selected in Step 1, and you want to upload them now, please select "Yes". If you did not select the Upload delivery method for any documentation Step 1, you did not complete Step 1, or you do not want to upload the documents now, please select "No".

You may return to this topic at a later time - but before application submission - to upload documents.

* Do you want to upload one or more documents with your Medicare enrollment application now?

- Yes, I would like to upload one or more documents now.
- No, I do not want to upload any documents now. (You may upload documents at a later time.)

Document Information

No documents have been listed. Please answer the question above.

PREVIOUS TOPIC


GO TO ERROR CHECK


RETURN TO TOPICS

Required and/or Supporting Documentation






Required and/or Supporting Documentation Information

Expand to display the Required and/or Supporting Documentation. Checklist for this Medicare enrollment application submission.

Note: Expand  for document details.

Required Documentation	Delivery Method	Comments
<input checked="" type="checkbox"/> Form CMS-480, Medicare Participating Physician or Supplier Agreement	View and Print  <input type="checkbox"/> Mail <input type="checkbox"/> Upload	<input type="text"/> Maximum of 500 characters. You have 500 characters remaining.

Supporting Documentation	Delivery Method	Comments
<input checked="" type="checkbox"/> Other Documentation requested by your Medicare Contractor(s)	<input type="checkbox"/> Mail <input type="checkbox"/> Upload	<input type="text"/> Maximum of 500 characters. You have 500 characters remaining.

Documentation Requiring Signatures: MUST E-SIGN or UPLOAD	View and Print Documentation	Comments
<input checked="" type="checkbox"/> Authorized Official Certification Statement for Clinics and Group Practices [PDF]	View and Print [PDF] 	<input type="text"/> Maximum of 500 characters. You have 500 characters remaining.
<p>Note: Please do not mail a signed Certification Statement. Signature documents must be either e-signed or uploaded.</p>		
<input checked="" type="checkbox"/> Certification Statement for Individual Practitioners [PDF]	View and Print [PDF] 	<input type="text"/> Maximum of 500 characters. You have 500 characters remaining.
<p>Note: Please do not mail a signed Certification Statement. Signature documents must be either e-signed or uploaded.</p>		
<input checked="" type="checkbox"/> Form CMS-855R, Authorization Statement for Reassignment of Medicare Benefits	View and Print [PDF] 	<input type="text"/> Maximum of 500 characters. You have 500 characters remaining.
<p>Note: Please do not mail a signed Certification Statement. Signature documents must be either e-signed or uploaded.</p>		
<p>Note: Documents in PDF format require the Adobe Acrobat Reader® . If you experience problems with PDF documents, please download the latest version of the Reader® .</p>		

[SAVE CHECKLIST !\[\]\(b7b52413ed00fb4b8fc6d772a7e57db4_img.jpg\)](#)

Uploaded Documents

Step 3: Upload digital copies of the documents.

Instructions for this step: This step is required only if you selected the Upload delivery method for any documents you identified in Step 1. Complete Step 2 before Step 3.

Please select any required or supporting documents you identified in Step 1 with the Upload delivery method and upload them below as attachments to your Medicare enrollment application. Please select the document type, the document name, and click the UPLOAD button to attach each file to your Medicare enrollment application.

Documents you upload appear in the Current Uploaded Documents table.

Send hard copies of the documents you identified with the Mail delivery method in Step 1 to your MAC via U.S. Mail.

Note: Please do not upload your signed documents in this section. You will be able to upload them on the Manage Signatures page of the submission process.

Please do not upload the following documentation. Doing so might delay processing your application and could require further action:

- Form CMS-855A, Form CMS-855B, Form CMS-855I, Form CMS-855R, Form CMS-855S, or Form CMS-855O.

File Upload Constraints:

- You may upload only PDF or TIFF formatted document files that are 10MB or less.
- You may upload only 100 or fewer documents per application submission.
- Each uploaded file may only contain one document. Files with multiple documents are not valid.

* Document Type	* Document Name
Select Document Type	Browse...
	UPLOAD

PREVIOUS TOPIC GO TO ERROR CHECK RETURN TO TOPICS

Current Uploaded Documents

Document Type	File Name	Document ID	Date Uploaded	Actions
Voided Check/Account Verification	2018_Test Document - Void Check.pdf	VPECOS000CA 1802131513220 660E120H2271 52T1011	02/13/2018	VIEW REMOVE

PREVIOUS TOPIC GO TO ERROR CHECK RETURN TO TOPICS

Error/Warning Check

Topic View Fast Track View **Error/Warning Check 4**

Enrollment ID:
PacID:
Web Tracking ID:
Individual Provider NPI:

Errors for this Enrollment


Errors were found for this enrollment application or the enrollment on file with Medicare. Please review the errors listed below and verify that the information entered is correct.

Verification of this information is required; the submission process will not continue without verification of this information.

Topic	Error
Personal Information	Personal Information is required.
Individual Control	Individual Control is required.
Billing Agency	Billing Agency is required.
Contact Person	At least one contact person listed should have an e-mail address.

Warnings for this Enrollment

No Warnings were found for this enrollment application.



Unfinished Application

- My Associates > “View Enrollment”

Existing Enrollments

Contractor: NATIONAL GOVERNMENT SERVICES, INC
State: MAINE
Type/Specialty: HEMATOLOGY


Enrollment Type: 855I
Medicare ID: [View Medicare ID Report](#)

Status: APPROVED [View Approved Enrollment Record](#)

Current ADI Accreditation?: No

Active Reassignments: 1
Pending Reassignments Applications: 0
[View/Manage Reassignments](#)

Type of Update	Status	Tracking ID	Action
Revalidation	EDIT View Edit Application	TXXXXXXXXXX	VIEW MORE OPTIONS



Unfinished Application

[Home](#) > [My Associates](#) > [My Enrollments](#) > Application Questionnaire

Application Questionnaire

(*) Red asterisk indicates a required field.

Approved Existing Provider Enrollment

* What type of action is the applicant trying to perform?

- Continue Working on Application
- Delete Application

[NEXT PAGE](#) >

[RETURN TO MY ENROLLMENTS](#) <<

Topic View

Home > My Associates > My Enrollments > Revalidation



[Topic View](#) [Fast Track View](#) [Error/Warning Check **3**](#)

Enrollment ID:
PacID:
Web Tracking ID:
Individual Provider NPI:

✓	License and Certification Information more information about License and Certification Information
✓	Final Adverse Actions more information about Final Adverse Actions
✓	Individual Control more information about Individual Control
✓	Patient Records Storage Location more information about Patient Records Storage Location
✓	Billing Agency more information about Billing Agency
✓	Contact Person more information about Contact Person
✓	Electronic Funds Transfer more information about Electronic Funds Transfer
✓	Required and/or Supporting Documentation more information about Required and/or Supporting Documentation

Note:

- Once you have completed all the topics and no errors are present, the 'Begin Submission' button will be enabled. You may review errors at any time by clicking the 'Error Check' tab. Clicking 'Begin Submission' will initiate the Submission Process.

[BEGIN SUBMISSION **38**](#)

[NEXT PAGE **39**](#)

Error/Warning Check

[Topic View](#) | [Fast Track View](#) | **Error/Warning Check 2**

Enrollment Submission

Note: Your application is ready for submission with warning messages. Please review the warning messages and select the Begin Submission button.

BEGIN SUBMISSION

Enrollment ID:
PacID:
Web Tracking ID:
Individual Provider NPI:

Errors for this Enrollment

No Errors were found for this enrollment application.

Warnings for this Enrollment

Warnings were found for this enrollment application. Please review the warnings listed below and verify that the information entered is correct.

Verification of this information is optional; the submission process may continue without verification of this information.

Topic	Warning
Individual Control	Each enrollment is recommended to have at least one individual designated as the managing employee.
Reassignment	Reassignment of Benefits exist that are missing a primary and/or secondary practice location. It is recommended that a primary and secondary practice location be specified, but are not required.

Signature Method

- Authorized/Delegated Official Selection

Select Signatories

(*) Red asterisk indicates a required field.

Signatory for Organization Enrollment

The selected Signer will be responsible the Electronic Funds Transfer Agreement and Certification Statement for the Organization Enrollment.

* Authorized Signer
Please select authorized signer ▼

[NEXT PAGE >](#)

[RETURN TO MY ENROLLMENTS <<](#)

Manage Signatures

Home > My Associates > My Enrollments > Reassignment > Submission Process

Manage Signatures

(*) Red asterisk indicates a required field.

Name:
Web Tracking ID: TIN: XX-XXXXXXX

NEW! PECOS now allows users to upload signed documents. Please upload your certification statement(s), authorization statement(s), and CMS-588 forms on this page, or after submission, by navigating to the My Enrollments page and selecting the Manage Signatures option.

Note: Users will no longer be able to mail in signature documents. Please select either Electronic or Upload.

NEW! - Any Authorized or Delegated Officials with an ITIN will not be able to submit electronic signatures. Authorized or Delegated Officials with an ITIN entered on this application **must now upload their signature documents.**

Please select a signature method for each signer:

Name: Donald Duck
SSN: XXX-XX-XXXX
* Signature Method for Donald Duck:

Role: AUTHORIZED OFFICIAL
Document: AUTHORIZATION STATEMENT FOR ORGANIZATIONS (855R)

Electronic
 Upload

Name: [You]
SSN: XXX-XX-XXXX
* Signature Method for

Role: PRACTITIONER
Document: CERTIFICATION STATEMENT FOR INDIVIDUAL PRACTITIONERS

E-Sign (Sign Now)
 Upload

Role: PRACTITIONER
Document: AUTHORIZATION STATEMENT FOR INDIVIDUAL PRACTITIONERS (855R)

PREVIOUS PAGE NEXT PAGE

RETURN TO MY ENROLLMENTS

Manage Signatures

Name: [You] Role: PRACTITIONER
SSN: XXX-XX-XXXX Document: CERTIFICATION STATEMENT
FOR INDIVIDUAL PRACTITIONERS

Signature Method for

E-Sign (Sign Now)
 Upload

Role: PRACTITIONER
Document: AUTHORIZATION STATEMENT
FOR INDIVIDUAL PRACTITIONERS (855R)

Sign Now

[PREVIOUS PAGE](#) [NEXT PAGE](#)

[RETURN TO MY ENROLLMENTS](#)

E-Signature Submission (*) Red asterisk indicates a required field.

E-Signature Instructions
Review all application documentation prior to e-signing. Acceptance of all applicable Terms and Conditions is a requirement to e-sign. To e-sign the enrollment application, follow the steps below:

1. Review all applicable Terms and Conditions.
2. Read and scroll to the end of each document window to enable the acceptance checkbox.
3. Select each checkbox to accept all applicable Terms and Conditions.

Certification Statement Terms and Conditions

PENALTIES FOR FALSIFYING INFORMATION

This section explains the penalties for deliberately furnishing false information in this application to gain or maintain enrollment in the Medicare program.

1. 18 U.S.C. § 1001 authorizes criminal penalties against an individual who, in any matter within the jurisdiction of any department or agency of the United States, knowingly and willfully falsifies, conceals or covers up by any trick, scheme or device a material fact, or makes any false, fictitious, or fraudulent statements or representations, or makes any false writing or document knowing the same to contain any false, fictitious or fraudulent statement or entry. Individual offenders are subject to fines of up to \$250,000 and imprisonment for up to five years. Offenders that are organizations are subject to fines of up to \$500,000 (18U.S.C. § 3571). Section 3571(d) also authorizes fines of up to twice the gross gain derived by the offender if it is greater than the amount specifically authorized by the sentencing statute.

Certification Statement Terms and Conditions

CERTIFICATION STATEMENT FOR INDIVIDUAL PRACTITIONERS

As an individual practitioner, you are the only one who may sign this application. The authority to sign the application on your behalf may not be delegated to any other person. The Certification Statement contains certain standards that must be met for initial and continuous enrollment in the Medicare program. Review these requirements carefully.

By signing the Certification Statement, you agree to adhere to the following requirements listed therein and acknowledge that you may be denied entry to or revoked from the Medicare program if any requirements are not met. You must sign the Certification Statement below in order to be enrolled in the Medicare program. In doing so, you are attesting to meeting and maintaining the Medicare requirements stated below.

1. I have read the contents of this application, and the information contained

* Do you accept the Terms and Conditions?

Yes, I have read and agree to the certification statement terms and conditions. I certify that I intend my electronic signature on this certification statement to be the legally binding equivalent of my traditional handwritten signature.

[PREVIOUS PAGE](#) [NEXT PAGE](#)

Manage Signatures

Name: DONALD DUCK
SSN: XXX-XX-XXXX
*** Signature Method for DONALD DUCK:**

Electronic
 Upload

Role: PRACTITIONER
Document: AUTHORIZATION STATEMENT FOR INDIVIDUAL PRACTITIONERS (855R)

Role: PRACTITIONER
Document: CERTIFICATION STATEMENT FOR INDIVIDUAL PRACTITIONERS

*** Email Address**

*** Confirm Email Address**

[PREVIOUS PAGE](#) [NEXT PAGE](#)

[RETURN TO MY ENROLLMENTS](#)

Note: You may upload a signature document now, prior to application submission, or after the submission of this application. To upload a signature document after submission, or to change the signature method, navigate to the My Enrollments page, find this application, and select the Manage Signatures option.

The following documents can be used to upload a signature:

- Signature page from the corresponding Medicare provider/supplier enrollment application form available on the CMS website.
- Signature page from the Required/Supporting Documentation topic, or from the My Enrollments Page select this application then select View > View Printable Certification

To upload a signature document now, browse for the file then select the Upload button.

Document: AUTHORIZATION STATEMENT FOR INDIVIDUAL PRACTITIONERS (855R)
 No file chosen

Document: CERTIFICATION STATEMENT FOR INDIVIDUAL PRACTITIONERS
 No file chosen

[PREVIOUS PAGE](#) [NEXT PAGE](#)

[RETURN TO MY ENROLLMENTS](#)

Complete Submission

Submission Page

(*) Red asterisk indicates a required field.

Medicare Contractor

The Medicare Contractor(s) listed here would be responsible for processing your electronic and printed application materials. If more than one contractor is listed, you must mail copies of print documents to each contractor listed. **You must mail all required print documents within 15 days of submitting the electronic part of your application.**

Medicare Contractor: NATIONAL GOVERNMENT SERVICES, INC.

NATIONAL GOVERNMENT SERVICES, INC.
PO BOX
INDIANAPOLIS, IN

Reason(s) for submission:


- A Medicare Part B practitioner is revalidating Medicare enrollment information

Required and/or Supporting Documentation Information

▼ Expand to display the Required and/or Supporting Documentation. Checklist for this Medicare enrollment application submission.


Documentation Requiring Signatures: MUST E-SIGN or UPLOAD	View and Print Documentation	Comments
<input checked="" type="checkbox"/> Authorized Official Certification Statement for Clinics and Group Practices [PDF]	View and Print [PDF]	
Note: Please do not mail a signed Certification Statement. Signature documents must be either e-signed or uploaded.		
<input checked="" type="checkbox"/> Certification Statement for Individual Practitioners [PDF]	View and Print [PDF]	
Note: Please do not mail a signed Certification Statement. Signature documents must be either e-signed or uploaded.		
<input checked="" type="checkbox"/> Form CMS-855R, Authorization Statement for Reassignment of Medicare Benefits	View and Print [PDF]	
Note: Please do not mail a signed Certification Statement. Signature documents must be either e-signed or uploaded.		

Note: Documents in PDF format require the Adobe Acrobat Reader®. If you experience problems with PDF documents, please download the latest version of the Reader®.

[PREVIOUS PAGE](#) [COMPLETE SUBMISSION](#) 

[CANCEL](#)

Submission Confirmation

 **IMPORTANT!**

Your enrollment application with any uploaded documentation has been submitted to your fee-for-service contractor.

Required and/or supporting documentation not e-signed or uploaded must be mailed in to the fee-for-service contractor.

You indicated the following documentation will be provided by mail/paper:

- Form CMS-460, Medicare Participating Physician or Supplier Agreement
- Copy of IRS Form CP 575 or other official IRS communication confirming Tax Identification Number and Legal Business Name

Your application may be delayed or not processed if any required/supporting documentation is missing.

My Application Progress  100%

Submission Confirmation - Print Your Receipt

Submission Complete

You have successfully submitted your application! 

Remember to:

- Make sure all required and supporting documents that require a signature are signed.
- Mail all required and supporting documents that has not been uploaded to your Medicare Contractor within 15 days of submitting the electronic part of your application. Your application is not complete until the Medicare Contractor(s) receives the signed required documentation of your application in the mail.
- Any required and/or supporting documentation not uploaded must be mailed in to the fee-for-service contractor.
- Your application may be delayed or not processed if any required/supporting documentation is missing.
- If you are submitting an application with Electronic Funds Transfer (EFT) information, please include confirmation of account information on bank letterhead or a voided check.
- Print this page for your records. **Note:** You can print and/or save copies of the application and required documents for your records by visiting the "My Enrollments" page.
- You will receive e-mails about your application status. Make sure to add "customerservice-donotreply@cms.hhs.gov" to your safe sender list.

You have successfully submitted your application!

E-Signature Email

Subject: PECOS E-Signature Request
Sent: 02/21/2018 13:11 PM

A Medicare application for _____ for Reassignment has been submitted by: _____ [lanthem.com](#). You have been identified as an authorized signer for this application for which CMS allows you to provide an electronic signature using the instructions below. Please disregard this email if you have already submitted a signature.

Enrollment Application Information:
Provider/Supplier Name: _____ / LLC
Provider/Supplier Specialty Type: CLINIC/GROUP PRACTICE
State: CT
Form Type: 855R
Practice Location: _____, NEW HAVEN, CT 065113010
NPI:
Web Tracking ID: T

Instructions:
You may provide an electronic signature using your PECOS user ID at (https://urldefense_proofpoint.com/v2/uri?u=http-3A_pecos.cms.hhs.gov&d=DwlCAg&c=A-GX6P9ovB1qTbP7iQve2Q&r=o0BQ2pensuwNIWd5q9oIqsac-PuUkF1BiiQCH1UPUIM&m=2BK5B0nt8oMkTihMCXcj5bLRC-SBDeblurKCrZvkjI8&s=bWVrtfksfjil0143w5FEJOWpIOehBpZ6Lvn_vqWA6Q&e=) OR through the PECOS E-Signature website https://urldefense_proofpoint.com/v2/uri?u=https-3A_pecos.cms.cmsval_pecos_eSignLogin.do&d=DwlCAg&c=A-GX6P9ovB1qTbP7iQve2Q&r=o0BQ2pensuwNIWd5q9oIqsac-PuUkF1BiiQCH1UPUIM&m=2BK5B0nt8oMkTihMCXcj5bLRC-SBDeblurKCrZvkjI8&s=NgRmveqNrc_1JHmO1YZM5aUXsunkwYZI8GPM7oUU4-I8.e=, using your identifying information, e-mail address, and unique PIN **XXXXXXXX** Continue to the 'Pending Signatures' section and locate the respective enrollment application to review and apply your E-Signature.

Please note the PIN is valid for 14 days from the time the submitter completed the application. If 14 days or more have elapsed, you can access the PECOS E-Signature website to request a new PIN or contact the submitter identified above.

This email message is an automated notification. Do not reply to this message as it is sent from an unmonitored account. If you require assistance at any point in the process, please refer to https://urldefense_proofpoint.com/v2/uri?u=https-3A_eus.custhelp.com&d=DwlCAg&c=A-GX6P9ovB1qTbP7iQve2Q&r=o0BQ2pensuwNIWd5q9oIqsac-PuUkF1BiiQCH1UPUIM&m=2BK5B0nt8oMkTihMCXcj5bLRC-SBDeblurKCrZvkjI8&s=shU5OVcpjd1t2R57BMnVnCjXvU6SjuINsSWWdNwMwM&e= or dial 1-866-484-8049/TTY: 1-866-523-4759

Unauthorized interception of this communication could be a violation of Federal and State Law. This communication and any files transmitted with it are confidential and may contain protected health information. This communication is solely for the use of the person or entity to which it was addressed. If you are not the intended recipient, any use, distribution, printing or acting in reliance on the contents for this message is strictly prohibited. If you have received this message in error, please notify the sender and destroy all copies of the message.

The email will provide 2 options for e-signing the application:

1. Log into Internet-based PECOS using your existing PECOS ID and password
2. E-sign via the PECOS e-signature website if you don't have an existing PECOS ID and password

PECOS Welcome Page to E-sign

The screenshot displays the PECOS Welcome Page to E-sign interface. At the top, there is a 'Welcome' header. Below it, the 'Release Notes' section contains a link to 'Release Notes[PDF]'. The 'System Notifications' section includes a note about JavaScript being disabled in the browser and a 'Details' box stating 'There are no notifications at this time.' The 'Manage Medicare and Account Information' section is divided into three sub-sections: 'MY ASSOCIATES' (with 2 items), 'ACCOUNT MANAGEMENT' (with 2 items), and 'REVALIDATION NOTIFICATION CENTER' (with 2 items). The 'Manage Signatures' section features a 'VIEW ALL SIGNATURES' button and a detailed view of an application requiring a signature, including fields for Applicant Name, TIN (EIN), Web Tracking ID, Form Type (855R), Application Submitted date (02/21/2018), Organization, Role (AUTHORIZED OFFICIAL), and Document (AUTHORIZED STATEMENT FOR ORGANIZATIONS (855R)). A 'VIEW AND SIGN' button is also present next to the application details.

Welcome

Release Notes

Want to learn what's new in the latest PECOS release? Please review the [Release Notes\[PDF\]](#).

System Notifications

Note: JavaScript must be enabled in your internet browser for PECOS to work properly. If JavaScript is currently disabled in your browser, refer to the Accessibility section in PECOS Help for instructions on enabling JavaScript.

Details

- There are no notifications at this time.

Manage Medicare and Account Information

MY ASSOCIATES 2

- Enroll in Medicare for the first time
- View and update existing Medicare information
- Continue working on saved applications

ACCOUNT MANAGEMENT 2

- Update your user account information, request or remove access to organizations
- Manage access to Medicare enrollments

REVALIDATION NOTIFICATION CENTER 2

- View All Applications requiring revalidation
- Start or continue revalidation application

Manage Signatures

Applications Requiring Signatures

Applicant Name:
TIN (EIN):
Web Tracking ID:
Form Type: 855R
Application Submitted: 02/21/2018
Organization:
Role: AUTHORIZED OFFICIAL
Document: AUTHORIZATION STATEMENT FOR ORGANIZATIONS (855R)

VIEW AND SIGN 2

VIEW ALL SIGNATURES 2

E-Signature

Welcome to PECOS E-Signature Application

(*) Red asterisk indicates a required field.

Remote Authentication Page

You have been directed to this site in order to electronically sign certain required documents related to Medicare enrollment application recently submitted on your behalf.

WARNING: If you believe you have been directed to this site by mistake, please close this page immediately. Only authorized users have the right to access this site. By accessing and using this system you expressly consent to system monitoring. Any misuse will be documented as evidence of possible criminal activity and reported to the appropriate law enforcement officials.

Verify Your Identity and Validate Your Application Record

Enter the required identity information:

* First Name

* Last Name

* Date of Birth
MM/DD/YYYY

* SSN
No Format Required

Enter the email address and PIN you received in the PECOS emails:

* Email Address

* PIN

[If your PIN is lost or expired, click here to generate a new one.](#)

- Provider/AO or DO
 - First and last name
 - Date of birth
 - SSN
 - Telephone
 - Email
 - PIN

Process After Submission

Process After Submission



- Contact person on application will receive by email
 - Acknowledgement Notice
 - Add to safe sender list
 - customerservice-donotreply@cms.hhs.gov
 - NGS-PE-Communications@elevancehealth.com
 - Development requests for additional information
 - Respond within 30 days
 - Log into PECOS to make necessary corrections or upload the required documents, view and manage signatures
 - Response letter
 - Deactivation for incomplete/no response to development request
 - Approval

Verify and Manage Signature

Verify and Manage Signatures




Existing Enrollments

Contractor: NATIONAL GOVERNMENT SERVICES, INC.
State: ILLINOIS
Type/Specialty: CLINIC/GROUP PRACTICE

Enrollment Type: 855B
Medicare ID: TEST [View Medicare ID Report](#) 
Status: APPROVED [View Approved Enrollment Record](#) 

Current ADI Accreditation?: No

Existing Reassignments: 1
Pending Reassignments Applications: 0
[View/Manage Reassignments](#)

Type of Update	Status	Tracking ID	Action
Revalidation	AWAITING PROCESSING View Awaiting Processing Application 	TXXXXXXXX	VIEW  MANAGE SIGNATURES 

Verify and Manage Signatures

- View Printable Certification Statement

[Home](#) > [My Associates](#) > [My Enrollments](#) > Application Questionnaire

Application Questionnaire

(*) Red asterisk indicates a required field.

Submitted Application

* What type of action is the applicant trying to perform?

- View Printable Mailing Instructions
- View Printable Supporting Documentation
- View Printable Certification Statements
- View Printable Submission History Report

[NEXT PAGE](#) >

[RETURN TO MY ENROLLMENTS](#) <

View and Print Certification Statement

Home > My Associates > My Enrollments > Application Questionnaire

View and Print Application

Printing Instructions

Each document listed below may be saved to your computer and/or printed for your personal records by clicking the "View and Print" link next to each document. Only the required supporting documentation must be printed and mailed to the Medicare contractor. Certification / Authorization Statement(s) must be printed and uploaded if not e-signed.

Please do not mail a copy of this application or the Certification / Authorization Statement(s) to the Medicare contractor if you are submitting it electronically.

View and Print [PDF]	Authorized Official Certification Statement for Clinics and Group Practices Note: Please do not mail a signed Certification Statement. Signature documents must be either e-signed or uploaded.
View and Print	Medicare Supplier Enrollment Application Privacy Act Statement for Clinics and Group Practices
View and Print	Supporting Documentation
View and Print [PDF]	CMS-588 Electronic Funds Transfer (EFT) Authorization Agreement Note: Please do not mail a signed Certification Statement. Signature documents must be either e-signed or uploaded.
View and Print	CMS-460 Medicare Participating Physician or Supplier Agreement

Note:

- Documents in PDF format require the [Adobe Acrobat Reader](#). If you experience problems with PDF documents, please [download the latest version of the Reader](#).



[PREVIOUS PAGE](#)

[CANCEL](#)

Verify and Manage Signatures




Existing Enrollments

Contractor: NATIONAL GOVERNMENT SERVICES, INC.
State: ILLINOIS
Type/Specialty: CLINIC/GROUP PRACTICE

Enrollment Type: 855B
Medicare ID: TEST [View Medicare ID Report](#) 
Status: APPROVED [View Approved Enrollment Record](#) 

Current ADI Accreditation?: No

Existing Reassignments: 1
Pending Reassignments Applications: 0
[View/Manage Reassignments](#)

Type of Update	Status	Tracking ID	Action
Revalidation	AWAITING PROCESSING View Awaiting Processing Application 	TXXXXXXXX	VIEW  MANAGE SIGNATURES 

Verify Signature Status

Name:
Organization:
SSN: XXX-XX-XXXX
Signature Method: ELECTRONIC
Email: nppes.test@yahoo.com

Role: AUTHORIZED OFFICIAL
Document: AUTHORIZATION STATEMENT FOR ORGANIZATIONS (855R)
Status: Complete
Date: 09/26/2018

[Medicare Supplier Enrollment Application Privacy Act Statement for Clinics and Group Practices](#)

Name:
Organization:
SSN: XXX-XX-XXXX
Signature Method: ELECTRONIC
Email: nppes.test@yahoo.com

Role: AUTHORIZED OFFICIAL
Document: AUTHORIZATION STATEMENT FOR ORGANIZATIONS (855R)
Status: Pending

UPDATE **RE-SEND EMAIL**

[Medicare Supplier Enrollment Application Privacy Act Statement for Individual Practitioners](#)

Home > My Associates > My Enrollments > Signatures

Manage Signatures

Name: TIN:
Web Tracking ID:

Note: If a Reassignment of Benefits was submitted with this enrollment application, the status of the Authorization Statement signature(s) can be viewed and updated by accessing the View/Manage Reassignments page.

NEW! - Any Authorized or Delegated Officials with an ITIN will not be able to submit electronic signatures. Authorized or Delegated Officials with an ITIN entered on this application **must now upload their signature documents.**

Name:
SSN: XXX-XX-XXXX
Signature Method: UPLoad

Role: AUTHORIZED OFFICIAL
Document: AUTHORIZED OFFICIAL CERTIFICATION STATEMENT FOR CLINICS AND GROUP PRACTICES
Status: Complete
Date: 10/04/2018

File Name: test revalidation add
AO.pdf
Date Uploaded: 10/04/2018

REMOVE

Name:
SSN: XXX-XX-XXXX
Signature Method: UPLoad

Role: AUTHORIZED OFFICIAL
Document: AUTHORIZED OFFICIAL CERTIFICATION STATEMENT FOR CLINICS AND GROUP PRACTICES
Status: Pending

Note: One or more signature documents have not been uploaded. To upload a signature document or change the signature method, please select the Update button for the appropriate document(s).

UPDATE

[Medicare Supplier Enrollment Application Privacy Act Statement for Clinics and Group Practices](#)

RETURN TO MY ENROLLMENTS

Update Signature Record

Electronic Signature Status

(*) Red asterisk indicates a required field.

Update Signature Record

NEW! - Any Authorized or Delegated Officials with an ITIN will not be able to submit electronic signatures. Authorized or Delegated Officials with an ITIN entered on this application **must now upload their signature documents.**

Name

Role
AUTHORIZED OFFICIAL

Document
AUTHORIZED OFFICIAL CERTIFICATION STATEMENT FOR CLINICS AND GROUP PRACTICES

E-Sign Status
Pending

Selected Signature Method
Upload


Update Signature Method to:

Electronic

The following documents can be used to upload a signature:

- Signature page from the corresponding Medicare provider/supplier enrollment application form available on the CMS website.
- Signature page from the Required/Supporting Documentation topic, or from the My Enrollments Page select this application then select View > View Printable Certification

To upload a signature document now, browse for the file then select the Upload button.



Application Status

PECOS Application Status

Medicare Enrollment
for Providers and Suppliers

Welcome to the Medicare Provider Enrollment, Chain, and Ownership System (PECOS)

(*) Red asterisk indicates a required field.

PECOS supports the Medicare Provider and Supplier enrollment process by allowing registered users to securely and electronically submit and manage Medicare enrollment information.

New to PECOS? View our [videos](#) at the bottom of this page.

USER LOGIN

You may use your NPPES or PECOS username and password to login.

* User ID

* Password

LOG IN

[Forgot Password?](#)

[Forgot User ID?](#)

[Manage/Update User Profile](#)

[Who Should I Call? \[PDF, 155KB\]](#) - CMS Provider Enrollment Assistance Guide

BECOME A REGISTERED USER

You may register for a user account if you are: an Individual Practitioner, Authorized or Delegated Official for a Provider or Supplier Organization, or an individual who works on behalf of Providers or Suppliers.

[Register for a user account](#)

Questions? [Learn more about registering for an account](#)

Note: If you are a Medical Provider or Supplier, you must [register for an NPI](#) before enrolling with Medicare.

Helpful Links

[Application Status](#) - Self Service Kiosk to view the status of an application submitted within the last 90 days.

[Pay Application Fee](#) - Pay your application fee online.

[View the list of Providers and Suppliers \[PDF, 94KB\]](#) who are required to pay an application fee.

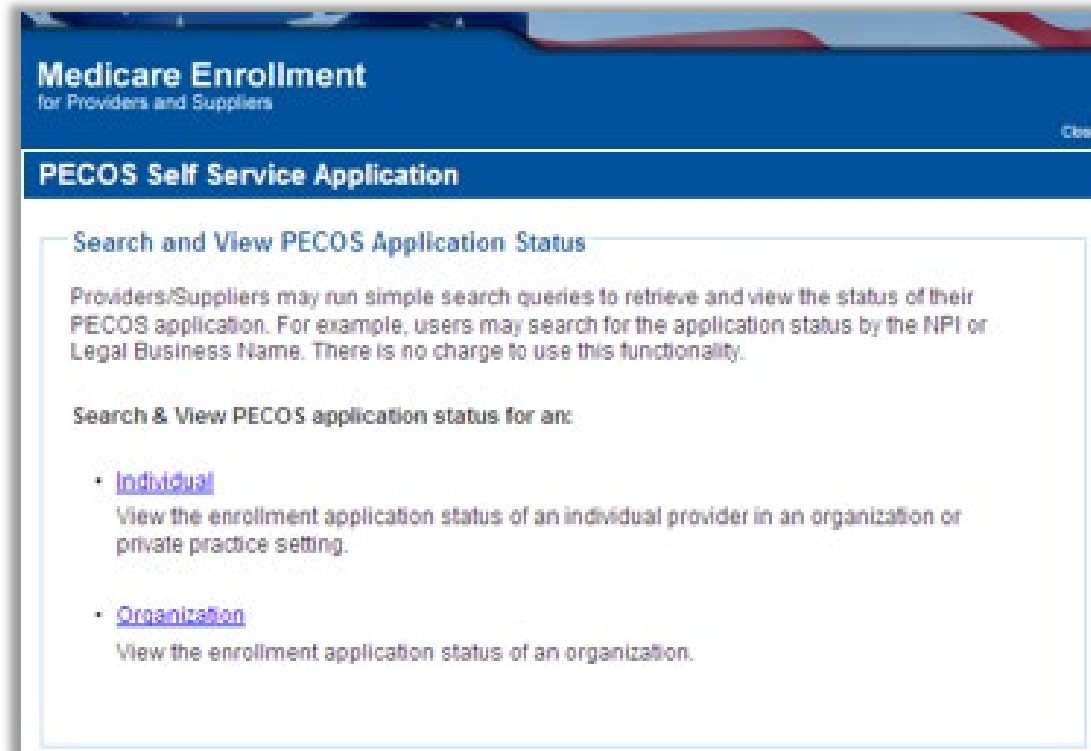
Provider & Supplier Resources

- [CMS.gov/Providers](#) - Section of the CMS.gov website that is designed to provide Medicare enrollment information for providers, physicians, non-physician practitioners, and other suppliers.
- [Enrollment Checklists](#) - Review checklists of information needed to complete an application for various provider and supplier types.
- [Medicare Learning Network® \(MLN\)](#) - Helpful articles and tutorials about changes in Medicare enrollment.
- [Revalidation Notice Sent List](#) - Check to see if you have been sent a notice to revalidate your information on file with Medicare.
- [Ordering, Certifying, or Prescribing Practitioners List](#) - View the Ordering, Certifying, or Prescribing Practitioners List to verify eligibility to order or certify items or services to Medicare beneficiaries, or prescribe part D drugs.
- [Ordering, Certifying, or Prescribing Information \[PDF, 1.64MB\]](#) - Learn about the Ordering, Certifying, or Prescribing enrollment process.

Enrollment Tutorials

- **Initial Enrollment:**
Step-by-step demonstration of an initial enrollment application in PECOS.
[Individual Provider](#) or [Organization/Supplier](#)
- **Change of Information:**
Step-by-step demonstration of how to update or change information for an existing enrollment already on file with CMS.
[Individual Provider](#) or [Organization/Supplier](#)
- **Revalidation:**
Step-by-step demonstration on how to submit your revalidation application using PECOS.
[Individual Provider](#) or [Organization/Supplier](#)
- **Deactivated:**
Example of how to deactivate an existing enrollment record.
[Individual Provider](#)
- **Reactivation:**
Step-by-step demonstration of how to re-enroll based on enrollment information that already exists in PECOS.
[Organization/Supplier](#)
- **Adding a Practice Location (DMEPOS Only):**
Demonstration of how to add a new practice location for DMEPOS supplier who is already enrolled with CMS.
[DME Supplier](#)

PECOS Self-Service Application



The screenshot shows the Medicare Enrollment interface for Providers and Suppliers. The main heading is "Medicare Enrollment for Providers and Suppliers" with a "Clear" button. Below this is a sub-heading "PECOS Self Service Application". The primary section is titled "Search and View PECOS Application Status". It contains a paragraph explaining that providers/suppliers can search for application status by NPI or Legal Business Name, and that there is no charge for this service. Below the paragraph is a section titled "Search & View PECOS application status for an:" followed by two bullet points: "Individual" (with a description: "View the enrollment application status of an individual provider in an organization or private practice setting.") and "Organization" (with a description: "View the enrollment application status of an organization.>").

- Check Status
 - Individual
 - Organization

PECOS Application Status

- Step 1
 - Received
- Step 2
 - Being Reviewed
 - Returned for Corrections
- Step 3
 - Entering Information In PECOS
- Step 4
 - Processed in PECOS and being transferred to claims system

Note: Wait for approval letter before you submit claims

PECOS Self Service Application

PECOS Application Status

Enrollment Information:

Legal Business Name: [REDACTED] LLC
Application Type: 855B
Specialty: CLINIC/GROUP PRACTICE
State: ILLINOIS
L&T ID:
Web Tracking ID:

Submittal Reason: A provider or supplier is enrolling in the Medicare program for the first time with this Medicare fee-for-service contractor under this tax identification number.
Date Submitted/Received: 08/30/2021

Status of your PECOS application:

Note: The status of your application is indicated by the step that is highlighted below.

Step 1. Your application was successfully submitted/received on 08/30/2021	Step 2. Your application is being reviewed.	Step 3. Your application is being processed.	Step 4. Your application has been processed and has a status of: APPROVED.
--	---	--	--

For additional information about the status of your PECOS application, please contact your Fee-For-Service Medicare Contractor.

NATIONAL GOVERNMENT SERVICES, INC.
PO BOX 6474
INDIANAPOLIS, IN 46206-6474

[PREVIOUS PAGE](#)

Resources

Internet-Based PECOS Tutorials

Enrollment Tutorials

- **Initial Enrollment:**
Step-by-step demonstration of an initial enrollment application in PECOS.
[Individual Provider](#) or [Organization/Supplier](#)
- **Change of Information:**
Step-by-step demonstration of how to update or change information for an existing enrollment already on file with CMS.
[Individual Provider](#) or [Organization/Supplier](#)
- **Revalidation:**
Step-by-step demonstration on how to submit your revalidation application using PECOS.
[Individual Provider](#) or [Organization/Supplier](#)
- **Deactivated:**
Example of how to deactivate an existing enrollment record.
[Individual Provider](#)
- **Reactivation:**
Step-by-step demonstration of how to re-enroll based on enrollment information that already exists in PECOS.
[Organization/Supplier](#)
- **Adding a Practice Location (DMEPOS Only):**
Demonstration of how to add a new practice location for DMEPOS supplier who is already enrolled with CMS.
[DME Supplier](#)

Online Account Self-Service Features

Welcome to the Medicare Provider Enrollment, Chain, and Ownership System (PECOS)

(*) Red asterisk indicates a required field.

PECOS supports the Medicare Provider and Supplier enrollment process by allowing registered users to securely and electronically submit and manage Medicare enrollment information.


New to PECOS? View our [videos](#) at the bottom of this page.


USER LOGIN


Please use your I&A (Identity & Access Management System) user ID and password to log in.


* User ID


* Password

 Log In

[Forgot Password?](#)  opens new browser window

[Forgot User ID?](#) 

[Manage/Update User Profile](#) 


[Who Should I Call? \[PDF, 155KB\]](#)  - CMS Provider Enrollment Assistance Guide

BECOME A REGISTERED USER


You may register for a user account if you are: an Individual Practitioner, Authorized or Delegated Official for a Provider or Supplier Organization, or an individual who works on behalf of Providers or Suppliers.


[Register for a user account](#)


Questions? [Learn more about registering for an account](#)


Note: If you are a Medical Provider or Supplier, you must [register for an NPI](#)  before enrolling with Medicare.


Helpful Links

[Application Status](#)  - Self Service Kiosk to view the status of an application submitted within the last 90 days.

[Pay Application Fee](#)  - Pay your application fee online.

[View the list of Providers and Suppliers \[PDF, 94KB\]](#)  who are required to pay an application fee.

[E-Sign your PECOS application](#)  - Access the PECOS E-Signature website using your identifying information, email address, and unique PIN to electronically sign your application.





Contact Information

For Assistance With	Contact	Contact Information
<ul style="list-style-type: none">• Changing an NPPES password• Establishing a new user ID and password for NPPES• Questions related to the NPI application	NPI Enumerator	Phone: 800-465-3203 TTY: 800-692-2326 Email: customerservice@npienumerator.com
<ul style="list-style-type: none">• Errors encountered while accessing or entering information in PECOS• Forgotten PECOS user IDs and passwords	EUS Help Desk	Phone: 866-484-8049 TTY: 866-523-4759 Email: EUSsupport@cgi.com Live Chat: https://eus.custhelp.com/

NGS Website

Contact Us NGSConnex Subscribe for Email Updates Part A Provider in Connecticut (JK) ▾

 national government SERVICES

HOME EDUCATION ▾ RESOURCES ▾ EVENTS ENROLLMENT APPS ▾ 

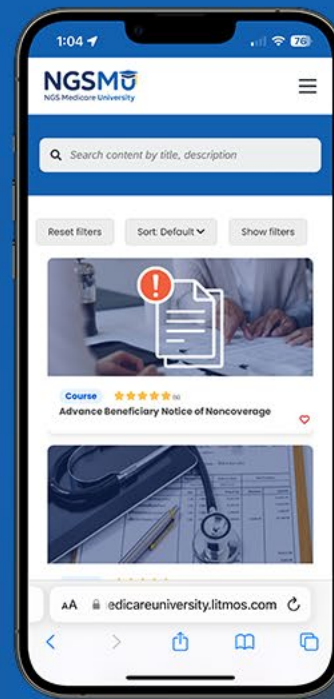
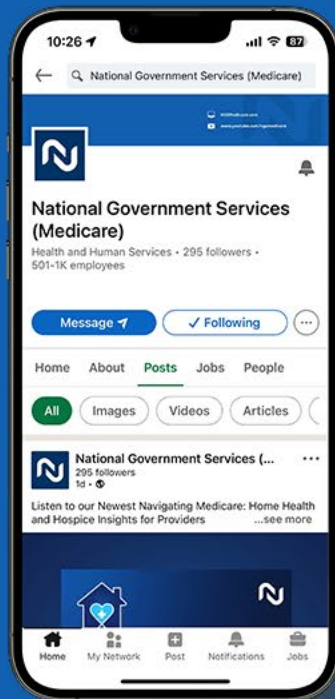
Mailing Addresses

For ADRs, claims, EDI, FOIA, medical policy, enrollment, or other inquiries.

Provider Enrollment

Resources

- [Prevent Revalidation Processing Delays](#)
- [Supporting Documentation Required for Enrollment Revalidations](#)



Connect with us on social media



[YouTube Channel](#)
Educational Videos

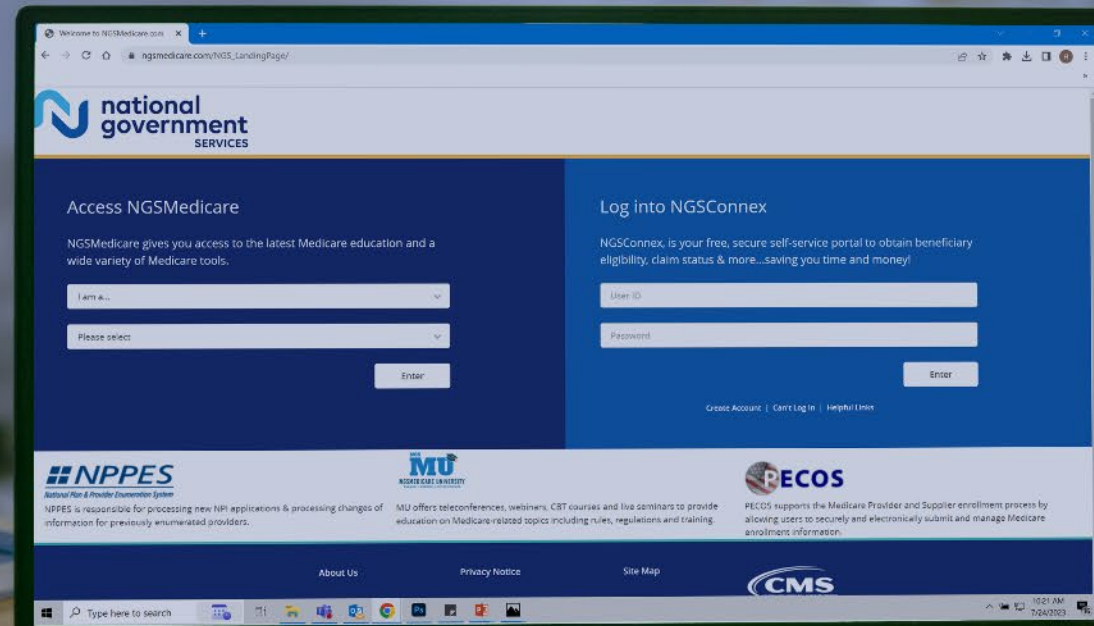


[Medicare University](#)
Self-paced online learning



[LinkedIn](#)
Educational Content

Find us online



www.NGS Medicare.com

Online resources, event calendar, LCD/NCD, and tools



[IVR System](#)

The interactive voice response system (IVR) is available 24-hours a day, seven days a week to answer general inquiries



[NGSConnex](#)

Web portal for claim information



[Sign up for Email Updates](#)

Subscribe for Email updates at the top of any NGS Medicare.com webpage to stay informed of news



Questions?

Thank you!