

Provider Enrollment Revalidation Overview

12/5/2024

Closed Captioning: *Auto-generated closed captioning is enabled in this course and is at best 70-90% accurate. Words prone to error include specialized terminology, proper names and acronyms.*



Disclaimer

National Government Services, Inc. has produced this material as an informational reference for providers furnishing services in our contract jurisdiction. National Government Services employees, agents, and staff make no representation, warranty, or guarantee that this compilation of Medicare information is error-free and will bear no responsibility or liability for the results or consequences of the use of this material. Although every reasonable effort has been made to assure the accuracy of the information within these pages at the time of publication, the Medicare Program is constantly changing, and it is the responsibility of each provider to remain abreast of the Medicare Program requirements. Any regulations, policies and/or guidelines cited in this publication are subject to change without further notice. Current Medicare regulations can be found on the [CMS website](#).



Recording

Attendees/providers are never permitted to record (tape record or any other method) our educational events. This applies to webinars, teleconferences, live events and any other type of National Government Services educational events.

Today's Presenters



- Provider Outreach and Education Consultants
 - Laura Brown, CPC
 - Susan Stafford PMP, COA, AMR

Agenda

- [What Is Revalidation?](#)
- [How Do I Know if I Have Been Asked to Revalidate?](#)
- [Enrollment Changes Versus Revalidation](#)
- [Why Respond Timely](#)
- [How to Respond](#)
- [Information Preparation](#)
- [Prevent Processing Delays](#)
- [Process After Submission](#)
- [Application Status](#)
- [Resources](#)

Key Terms

- Enrollment ID
 - Assigned by PECOS system
 - Enrollment type
 - Per state
- NPI
 - Assigned by NPPES registry
 - Standard unique health identifier for all insurances
- PTAN
 - Assigned by MAC

What Is Revalidation?

What Is Revalidation?

- Mandated by Section 6401(a) of Affordable Care Act
 - National Fraud Prevention Program
- Process to verify all information on file for existing Medicare providers
 - Keeps provider enrollment information accurate
 - Ensures providers meet current Medicare Program requirements

What Is Revalidation?

- Part A and B providers/suppliers must revalidate every five years
- First cycle was for all providers
 - Enrolled before 3/25/2011
- Subsequent cycles are for all providers
 - Five years after initial enrollment
 - Five years after last revalidation

What Is Revalidation?


- Requirements
 - Revalidate **entire** Medicare enrollment record
 - Individuals will identify all group affiliations
 - Sole Proprietors will identify all PTAN for all practice location
 - Groups/institutional providers will identify all NPIs and PTAN combinations for all practice locations
 - All individual(s)/organization(s) with ownership/managing control must be identified
 - Submit revalidation only when notified and before due date
 - Unsolicited revalidation applications will be returned if received more than seven months prior to due date

How Do I Know If I Have Been Asked
to Revalidate?

How Do I Know If I Have Been Asked to Revalidate?

- Each provider/supplier receives separate letter
- Revalidation notification is sent by mail two months prior to revalidation due date
 - Special payments and correspondence address simultaneously
 - Primary practice address
- Name on delivery address
 - Group/Institutional name
 - Group and individual provider name
 - Individual provider name

Sample Revalidation Letter

 **National Government Services.** Medicare

ReturnAddress

DateRevalidationNoticeSent

Dear Salutation,

Every five years, CMS requires you to revalidate your Medicare enrollment record. You need to update or confirm all the information in your record, including your practice locations and reassignments.

We need this from you by Due Date.

Failure to respond to this notice will result in a hold on your payments, and possible deactivation of your Medicare enrollment. If you are a non-certified provider or supplier, and your enrollment is deactivated, you will maintain your original PTAN, however will not be paid for services rendered during the period of deactivation. This will cause a gap in your reimbursement.

What record needs revalidating by Due Date

[Name] | NPI [NPI] | PTAN [PTAN]
Reassignments: <Only include this title if the record has any reassignments>
[Legal Business Name] | [dba Name] | [State abbrev.] | Tax ID [Tax ID, mask all but last 4 digits]

CMS lists the records that need revalidating at go.cms.gov/MedicareRevalidation.

What you need to do
Revalidate your Medicare enrollment record, through [PECOS.cms.hhs.gov](https://pecos.cms.hhs.gov), or form CMS-855.

- **Online:** [PECOS](https://pecos.cms.hhs.gov) is the fastest option. If you don't know your username or password, PECOS offers ways to retrieve them. Our customer service can also help you by phone at 866-484-8049.
- **Paper:** Download the right version of form CMS-855 for your situation at cms.gov. We recommend getting proof of receipt for your mailing. Mail to ReturnAddress.

If you have a fee due, use PECOS to pay. If you feel you qualify for a hardship waiver, mail us a request on practice letterhead with financial statements, application form, and certification. For more on fees and exceptions, search cms.gov for "CR 7350" or "Fee Matrix".

How Do I Know If I Have Been Asked to Revalidate?

- Watch for yellow envelope



How Do I Know If I Have Been Asked to Revalidate?

- Check [PECOS](#)
- Check the CMS website
 - [Revalidations web page](#)
 - [Medicare Revalidation List Tool](#)
 - Due date will display
 - “TBD” (To Be Determined)

How Do I Know If I Have Been Asked to Revalidate?

- Group members
 - Verify with individual physician or nonphysician practitioners
 - Utilize lists on CMS website
 - [Data.CMS.gov](https://data.cms.gov)
 - Utilize PECOS
 - Reassignment report to identify their members being asked to revalidate
 - My Associates > Find Group Enrollment > View Enrollment > View/Manage Reassignments

How Do I Know If I Have Been Asked to Revalidate?

View/Manage Reassignments

Pending Reassignments Applications
You currently do not have any Pending Reassignments.

Reassignments Report

Filter Reassignment Records
Please provide one or more of the following options to filter the enrollments. Selecting the reset button will clear the options selected and load the full list of enrollments.

Reassignment Status ⓘ

Enrollment Status

Relationship Status

The table below displays Reassignment Information for Approved, Deactivated, Revoked, and Rejected enrollment records. Any changes that you submit will display here only after the Medicare Administrative Contractor has processed the submitted enrollment.

Reassignments Report Details							
Relationship	Provider Name/LBN	NPI	Current Enrollment Status	Medicare ID	Effective Date	Reassignment End Date	Revalidation Due Date
Receiving Benefits from			APPROVED	N/A	05/02/2005	01/01/2008	N/A
Receiving Benefits from			DEACTIVATED	N/A	12/15/2009	02/14/2014	N/A
Receiving Benefits from			DEACTIVATED	N/A	12/05/2005	02/14/2014	05/13/2013
Receiving Benefits from			APPROVED		09/28/2015	N/A	N/A
Receiving Benefits from			APPROVED		12/15/2009	N/A	N/A
Receiving Benefits from			APPROVED		06/23/2013	02/14/2014	N/A
Receiving Benefits from			APPROVED		10/06/2008	N/A	N/A
Receiving Benefits from			APPROVED		07/24/2003	N/A	11/30/2017

Note: Please select on the "Download Report" button to download this report in CSV format.

Enrollment Changes Versus Revalidation

Enrollment Changes Versus Revalidation

- Revalidation effort does not change other requirements of enrollment
- Providers continue to submit routine changes, within the 30–90 day timeframes, such as
 - Address updates
 - Reassignments
 - Additions to practices
 - Changes in authorized officials
 - Information updates

Why Respond Timely

Why Respond Timely

- Failure to respond timely to revalidation notification by the due date, will result in claim rejections and the enrollment status will be “Stay of Enrollment” until the application is received for processing
- Failure to respond timely to development requests, will result in deactivation of Medicare billing privileges for the enrollment

Why Respond Timely

- Deactivations due to nonresponse to development to a revalidation
 - Must submit new complete application to reactivate
 - Reactivation will not occur until processing is complete
 - Provider/supplier will maintain their original PTAN
 - Interruption in payment will be from deactivation date until date application is received

How to Respond

How to Respond

- Application options
 - Paper application
 - CMS-855I
 - CMS-855B
 - CMS-855A
 - CMS-20134
 - Internet-based PECOS
 - Individuals/groups/institutional

How to Respond

- Using Internet-based PECOS
 - Submit Medicare enrollment applications electronically
 - Select revalidate on appropriate enrollment record
 - View enrollment information Medicare currently has on file
 - Update if necessary
 - Verify signatures complete (upload or electronic methods)
 - View and print reports
 - Track status

How to Respond

- PECOS advantages
 - Paperless
 - Upload supporting documents
 - Upload signed certification statements
 - Electronic signatures
 - Faster
 - Tailored process
 - Information control
 - Ability to verify and update information

Application Fee

- Application Fee
 - 2024 application fee = **\$709**
 - [Pay fee online](#) via credit card, debit card or check
 - No hardcopy checks can be accepted by NGS
 - Submit receipt of payment with application
 - Enables contractor to quickly verify payment was made
- Section 6401(a) of Affordable Care Act
- Adjusted each calendar year by percentage change in consumer price index

Who Pays Application Fees?

- Ambulance supplier
- Ambulatory surgical center
- Certain laboratories
 - Independent clinical
 - Histocompatibility
- Home infusion therapy
- Independent diagnostic testing facility
- Intensive cardiac rehabilitation
- Mammography center
- Mass immunizer
- Opioid treatment program
- Pharmacy
- Portable X-ray supplier
- Radiation therapy center
- All providers billing Part A

Information Preparation

Be Ready to Verify

- NPI for individual, group or institution
- Personal identifying information
- Correspondence address
- Specialty
- Adverse legal actions/convictions
- Pay to address
- Affiliations
- Managing employee

Be Ready With Documentation

- IRS Form CP-575 or IRS Form 147c
- Medical license or certifications
- Federal, state and/or local (city/county) business licenses
- Certifications, and/or registrations specifically required to operate a health care facility

Prevent Revalidation Processing Delays

Prevent Revalidation Processing Delays

- [Prevent Revalidation Processing Delays](#)
- Common missing or incomplete items
 - Missing CMS-588 EFT agreement information
 - Missing or expired state required registrations
 - Not addressing all PTANs identified in request letter
 - Missing nonphysician practitioner certification requirements
 - NPPES registry name mismatches

Prevent Revalidation Processing Delays

- Incorrect SSN or date of birth
- Missing practice location in Section 4 of CMS-855I, CMS-855B or CMS-855A
- Missing answers to final adverse legal actions/convictions
- Missing signatures for new authorized/delegated officials
- Missing Information for individuals with managing control in Section 6 of CMS-855I
- Missing Information for individuals with ownership interest and/or managing control in Section 6 of CMS-855B or CMS-855A

Prevent Revalidation Processing Delays

- Matching legal name requirements reflected in/on
 - IRS records if under EIN/TIN as demonstrated by IRS-CP575, IRS-147c or other approved IRS forms
 - Social Security records
 - NPPES registry
 - Voided check or bank confirmation letter
 - Applicable state regulation websites

Process After Submission

Process After Submission

- Contact person on application will receive by email
 - Acknowledgement Notice
 - Add to safe sender list
 - customerservice-donotreply@cms.hhs.gov
 - NGS-PE-Communications@elevancehealth.com
 - Development requests for additional information
 - Respond within 30 days
 - Log into PECOS to make necessary corrections or upload the required documents, verify and manage signatures
 - Response letter
 - Deactivation letter for incomplete/no response to development request
 - Approval letter

Application Status

Check Application Status

- Go to [our website](#) > Resources > Tools & Calculators > [Check Provider Enrollment Application Status](#)

The screenshot shows a web interface for checking the status of a CMS-855 enrollment application. At the top, there is a breadcrumb trail: 'Resources > Tools & Calculators'. Below this is a blue header with the title 'CHECK PROVIDER ENROLLMENT APPLICATION STATUS'. The main content area contains the following text: 'This inquiry tool can be used to check on the status of your CMS-855 enrollment application.' followed by 'How to Search' and 'To perform a search please enter into a field below either a valid case number/web tracker ID (Option 1) or a valid National Provider Identifier (NPI) and last five digits of the Tax Identification Number (TIN) combination (Option 2)'. The form consists of two columns: 'Option 1' with a single input field for 'Case Number / Web Tracker Id', and 'Option 2' with two stacked input fields for 'NPI' and 'TIN (last five digits)'. At the bottom of the form are two buttons: 'Submit' and 'Clear'.

Resources > Tools & Calculators

CHECK PROVIDER ENROLLMENT APPLICATION STATUS

This inquiry tool can be used to check on the status of your CMS-855 enrollment application.

How to Search

To perform a search please enter into a field below either a valid case number/web tracker ID (Option 1) or a valid National Provider Identifier (NPI) and last five digits of the Tax Identification Number (TIN) combination (Option 2).

Option 1	Option 2
Case Number / Web Tracker Id <input type="text"/>	NPI <input type="text"/>
	TIN (last five digits) <input type="text"/>

Check Application Status

- IVR system
 - [Our website](#) > Resources > Contact Us > Interactive Voice Response System
 - IVR will request following information after selecting Provider Enrollment
 - Case number/web tracker ID; or
 - National Provider Identifier (NPI) and Tax Identification Number (TIN of group) or Social Security Number (SSN of individual)

PECOS Home Page to Login

Medicare Enrollment
for Providers and Suppliers

Welcome to the Medicare Provider Enrollment, Chain, and Ownership System (PECOS)

(*) Red asterisk indicates a required field.

PECOS supports the Medicare Provider and Supplier enrollment process by allowing registered users to securely and electronically submit and manage Medicare enrollment information.

New to PECOS? View our [videos](#) at the bottom of this page.

USER LOGIN

You may use your NPPES or PECOS username and password to login.

* User ID

* Password

LOG IN

[Forgot Password?](#)

[Forgot User ID?](#)

[Manage/Update User Profile](#)

[Who Should I Call? \[PDF, 155KB\]](#) - CMS Provider Enrollment Assistance Guide

BECOME A REGISTERED USER

You may register for a user account if you are: an Individual Practitioner, Authorized or Delegated Official for a Provider or Supplier Organization, or an individual who works on behalf of Providers or Suppliers.

[Register for a user account](#)

Questions? [Learn more about registering for an account](#)

Note: If you are a Medical Provider or Supplier, you must [register for an NPI](#) before enrolling with Medicare.

Helpful Links

[Application Status](#) - Self Service Kiosk to view the status of an application submitted within the last 90 days.

[Pay Application Fee](#) - Pay your application fee online.

[View the list of Providers and Suppliers \[PDF, 94KB\]](#) who are required to pay an application fee.


Provider & Supplier Resources

- [CMS.gov/Providers](#) - Section of the CMS.gov website that is designed to provide Medicare enrollment information for providers, physicians, non-physician practitioners, and other suppliers.
- [Enrollment Checklists](#) - Review checklists of information needed to complete an application for various provider and supplier types.
- [Medicare Learning Network® \(MLN\)](#) - Helpful articles and tutorials about changes in Medicare enrollment.
- [Revalidation Notice Sent List](#) - Check to see if you have been sent a notice to revalidate your information on file with Medicare.
- [Ordering & Referring List](#) - View the Ordering & Referring List to verify eligibility to order or refer Medicare services for beneficiaries.
- [Ordering and Referring Information \[PDF, 1.64MB\]](#) - Learn about the Ordering & Referring enrollment process.


Resources

NGS Website

Contact Us NGSConex Subscribe for Email Updates Part A Provider in Connecticut (JK) ▾

 national government SERVICES

HOME EDUCATION ▾ RESOURCES ▾ EVENTS ENROLLMENT APPS ▾



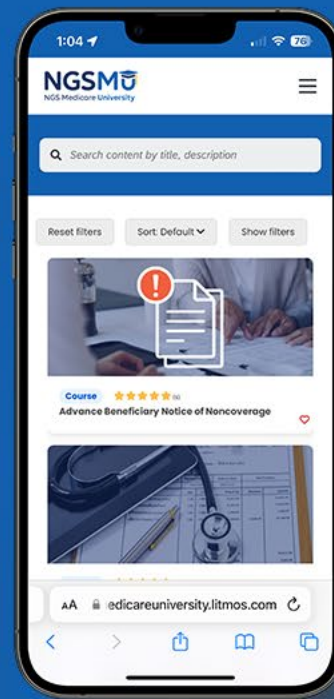
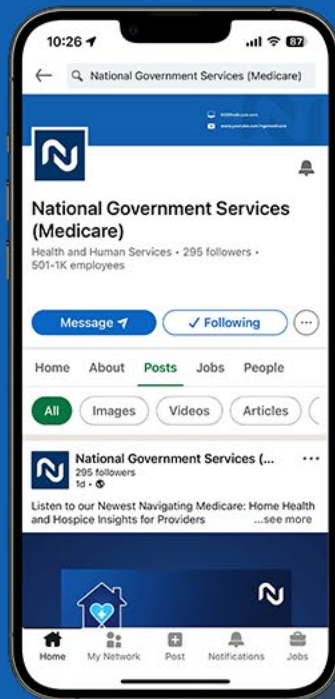
Mailing Addresses

For ADRs, claims, EDI, FOIA, medical policy, enrollment, or other inquiries.

Provider Enrollment

Resources

- [Prevent Revalidation Processing Delays](#)
- [Supporting Documentation Required for Enrollment Revalidations](#)



Connect with us on social media



[YouTube Channel](#)
Educational Videos

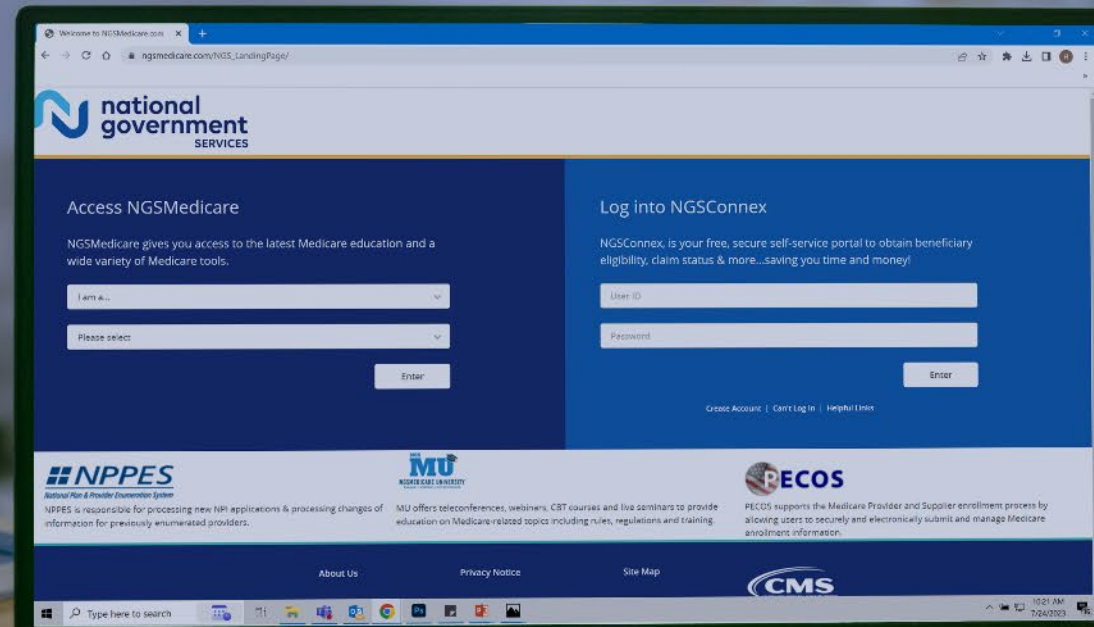


[Medicare University](#)
Self-paced online learning



[LinkedIn](#)
Educational Content

Find us online



www.NGS Medicare.com

Online resources, event calendar, LCD/NCD, and tools



[IVR System](#)

The interactive voice response system (IVR) is available 24-hours a day, seven days a week to answer general inquiries



[NGSConnex](#)

Web portal for claim information



[Sign up for Email Updates](#)

Subscribe for Email updates at the top of any NGS Medicare.com webpage to stay informed of news



Questions?

Thank you!