

# Medicare Physician Fee Schedule Database

8/8/2024

**Closed Captioning:** *Auto-generated closed captioning is enabled in this course and is at best 70-90% accurate. Words prone to error include specialized terminology, proper names and acronyms.*

# Today's Presenters

Carleen  
Parker

---

Provider Outreach and  
Education Consultant



Christine  
Obergfell

---

Provider Outreach and  
Education Consultant





## Disclaimer

National Government Services, Inc. has produced this material as an informational reference for providers furnishing services in our contract jurisdiction. National Government Services employees, agents, and staff make no representation, warranty, or guarantee that this compilation of Medicare information is error-free and will bear no responsibility or liability for the results or consequences of the use of this material. Although every reasonable effort has been made to assure the accuracy of the information within these pages at the time of publication, the Medicare Program is constantly changing, and it is the responsibility of each provider to remain abreast of the Medicare Program requirements. Any regulations, policies and/or guidelines cited in this publication are subject to change without further notice. Current Medicare regulations can be found on the [CMS website](#).



# Recording

Attendees/providers are never permitted to record (tape record or any other method) our educational events. This applies to webinars, teleconferences, live events and any other type of National Government Services educational events.

# Objective

Assist providers in understanding the MPFSDB, how to access the database files and use the information found in the searchable database **prior to** submitting Medicare Part B claims



# Agenda

- [NGS Physician Fee Schedule Tool](#)
- [Database Policy Indicators](#)
- [NGS Lookup Tool Examples](#)
- [CMS MPFSDB](#)
- [CMS Lookup Tool Examples](#)
- [Resources and References](#)
- [Questions](#)

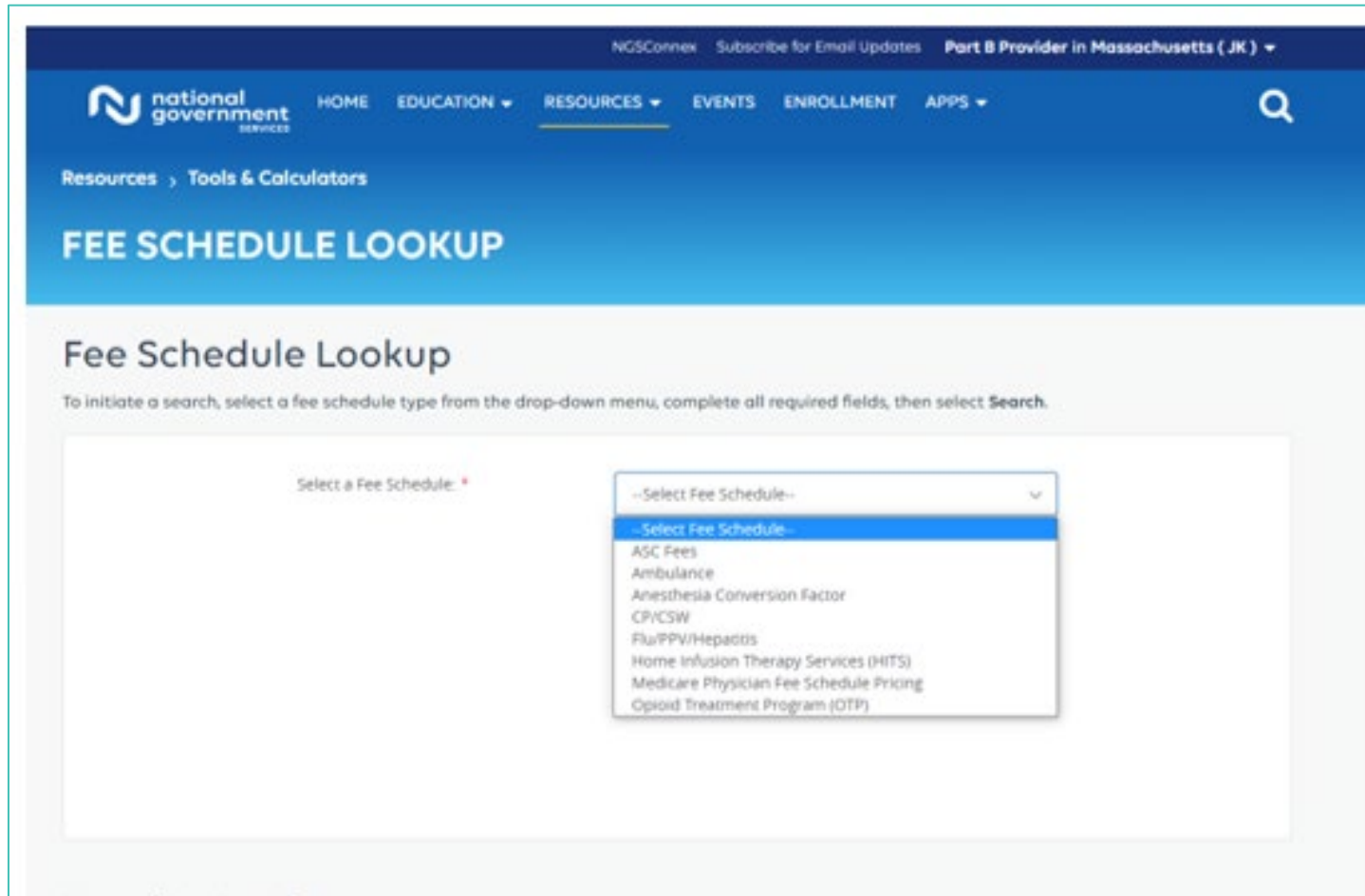
# NGS Physician Fee Schedule Lookup Tool

# Medicare Physician Fee Schedule

The screenshot displays the National Government Services website interface. At the top, there is a blue header with the logo and name "national government SERVICES" on the left and a search icon on the right. Below the header, the main content area is divided into six white cards with blue borders. The "Fee Schedules" card is highlighted with a thick black border. Each card contains an icon, a title, and a brief description of the service.

Category	Icon	Title	Description
Medical Policies	Open book	Medical Policies	Find LCDs and related billing and coding articles
Enrollment	Document with pencil	Enrollment	Getting started, after you enroll, and revalidating your enrollment
<b>Fee Schedules</b>	Document with \$\$\$	<b>Fee Schedules</b>	<b>Code pricing search, payment systems, limits, and fee schedule lookup</b>
Claims and Appeals	Document with magnifying glass	Claims and Appeals	Learn about claims, top errors, fees, MBI and appeals
Overpayments	Dollar sign in a circle	Overpayments	Repayment schedules, and post-pay adjustment
Medicare Compliance	Clipboard with checkmark	Medicare Compliance	Medical Review, Prior Authorization, Fraud & Abuse, CERT, and more

# Fee Schedule Lookup – Types



NGSConnex    Subscribe for Email Updates    Part B Provider in Massachusetts ( JK ) ▾

national government SERVICES    HOME    EDUCATION ▾    RESOURCES ▾    EVENTS    ENROLLMENT    APPS ▾    🔍

Resources > Tools & Calculators

## FEE SCHEDULE LOOKUP

### Fee Schedule Lookup

To initiate a search, select a fee schedule type from the drop-down menu, complete all required fields, then select **Search**.



Select a Fee Schedule: ▾

- Select Fee Schedule--
- ASC Fees
- Ambulance
- Anesthesia Conversion Factor
- CP/CSW
- Flu/PPV/Hepatitis
- Home Infusion Therapy Services (HITS)
- Medicare Physician Fee Schedule Pricing
- Opioid Treatment Program (OTP)



# Fee Schedule Lookup

NGSConnex    Subscribe for Email Updates    Part B Provider in Massachusetts ( JK ) ▾

 **national government SERVICES**    HOME    EDUCATION ▾    **RESOURCES ▾**    EVENTS    ENROLLMENT    APPS ▾    

Resources > Tools & Calculators


## FEE SCHEDULE LOOKUP

### Fee Schedule Lookup

To initiate a search, select a fee schedule type from the drop-down menu, complete all required fields, then select **Search**.

Select a Fee Schedule: \*    Medicare Physician Fee Schedule Pricing ▾

Result Type: \*     Full Fee Schedule  
 Specific To Fee Code

Date of Service: \*    mm/dd/yyyy 

Procedure Code: \*   

Region: \*    --Select Region-- ▾

**Search**

# Fee Schedule Lookup – Regions

To initiate a search, select a fee schedule type from the drop-down menu

Select a Fee Schedule: \*

Result Type: \*

Date of Service: \*

Procedure Code: \*

Region: \*

--Select Region--

- Connecticut
- Illinois (area 12)
- Illinois (area 15)
- Illinois (area 16)
- Illinois (area 99)
- Maine (area 03)
- Maine (area 99)
- Massachusetts (area 01)
- Massachusetts (area 99)
- Minnesota
- New Hampshire (area 40)
- New York (area 01)
- New York (area 02)
- New York (area 03)
- New York (area 04)
- New York (area 99)
- Rhode Island (area 01)
- Vermont (area 50)
- Wisconsin

--Select Region--

Search

# Illinois Locality/Area and County Information

Locality/Area	Counties
12	Bond, Calhoun, Clinton, Jersey, Macoupin, Madison, Monroe, Montgomery, Randolph, St. Clair, Washington
15	DuPage, Kane, Lake, Will
16	Cook
99	All Other Counties

# Maine and Massachusetts, Locality/Area and County Information

Locality/Area	State	Counties
01	MA	Middlesex, Norfolk and Suffolk
99	MA	All Other Counties
03	ME	York and Cumberland
99	ME	All Other Counties

# New York Locality/Area and County Information

Locality/Area	State
01	Manhattan
02	Bronx, Brooklyn, Nassau, Rockland, Staten Island, Suffolk, Westchester
03	Columbia, Delaware, Dutchess, Greene, Orange, Putnam, Sullivan, Ulster
04	Queens
99	All Other Counties

# Database Policy Indicators



# Policy Indicators

- Procedure status indicators
- Global surgery
- Facility pricing
- Preoperative
- Interoperative
- Postoperative
- Multiple surgery
- Bilateral surgery
- Assistant at surgery
- Two surgeons
- Team surgery
- Use References: [Fee Schedule Lookup Details](#)

# Procedure Status Indicators

- Field indicates whether the code is in the fee schedule and whether it is separately payable if the service is covered
- Presence of an active (or valid) status code does not mean the service is covered by Medicare
- Service may be valid according to the list but may not be considered covered due to other criteria such as medical necessity or global surgery rules



# Procedure Status Policy Indicators

Policy Indicator	Description
A	Active code
B	Bundled code
C	Carriers price the code
E	Excluded from Physician Fee Schedule by regulation
I	Not valid for Medicare purposes
N	Noncovered Services: These services are not covered by Medicare
R	Restricted Coverage: Special coverage instructions apply

# PC/TC Indicator

- Indicator describes physician services that have global concept, professional or technical components
- These include diagnostic and therapeutic radiology services, certain diagnostic tests that involve a physician's interpretation and physician pathology services
- Indicators identify TC for technical component and 26 professional component (PC)

# PC/TC Policy Indicators

Policy Indicator	Description
0	The concept of PC/TC does not apply since physician services cannot be split into professional and technical components
1	These codes have both a professional and technical component. Modifiers 26 and TC can be used with these codes
2	Professional Component Only Codes
3	Technical Component Only Codes
4	Global Test Only Codes

# Global Surgery

- Indicator provides the postoperative time frames that apply to payment for each surgical procedure or another indicator that describes the applicability of the global concept to the service
- Global surgery, includes all the necessary services normally furnished by a surgeon before, during and after a procedure
- Medicare payment for surgical procedure includes the preoperative, intra-operative, and postoperative services routinely performed by the surgeon or by members of the same group with the same specialty
- Physicians in same group practice who are in the same specialty must bill and be paid as though they were a single physician

# Global Surgery Policy Indicators

Policy Indicator	Description
000	Endoscopic or minor procedure with related preoperative and postoperative relative values on the day of the procedure only included in the fee schedule payment amount; evaluation and management services on the day of the procedure generally not payable
010	Minor procedure with preoperative relative values on the day of the procedure and postoperative relative values during a ten-day postoperative period included in the fee schedule amount; evaluation and management services on the day of the procedure and during the 10-day postoperative period generally not payable
090	Major surgery with a one-day preoperative period and 90-day postoperative period included in the fee schedule payment amount

# Multiple Procedure (Modifier 51)

- Indicator for which payment adjustment rule for multiple surgical procedures applies
- Multiple surgeries are separate procedures performed by single physician or physicians in same group practice on same patient at same operative session or on same day for which separate payment may be allowed and reduced
- Providers do not use modifier 51

# Multiple Procedure Policy Indicators

Policy Indicator	Description
0	No payment adjustment rules for multiple procedures apply
1	Standard payment adjustment rules in effect before 1/1/1996, for multiple procedures apply. 100 percent, 50 percent, 25 percent, 25 percent, 25 percent
2	Standard payment adjustment rules for multiple procedures apply. 100 percent, 50 percent, 50 percent, 50 percent, 50 percent
3	Special rules for multiple endoscopic procedures apply if procedure is billed with another endoscopy in the same family (that is, another endoscopy that has the same base procedure)

# Bilateral Surgery (Modifier 50)

- Indicates services subject to a payment adjustment
- Bilateral services are procedures that can be performed on both sides of the body during same session or on same day by same physician or other qualified health care professional



# Bilateral Surgery Policy Indicators

Policy Indicator	Description
0	150 percent payment adjustment for bilateral procedures does not apply
1	150 percent payment adjustment for bilateral procedure applies
2	150 percent payment adjustment for bilateral does not apply
3	The usual payment adjustment for bilateral procedures does not apply

# Assistant At Surgery (Modifiers 80/AS)

- Indicates services where assistant at surgery may be paid
- An assistant surgeon is defined as a physician who actively assists the operating surgeon
  - Assistant may be necessary because of the complex nature of procedure(s) or the patient's condition
  - Assistant is usually trained in same specialty
  - Assistant at surgery may be physician assistant, nurse practitioner or nurse midwife acting under the direct supervision of a physician, where physician acts as surgeon and the assistant at surgery as an assistant
- Assistant at surgery modifiers include
  - 80 if the services are by a MD or DO
  - AS if by an NP, PA or CNS

# Assistant at Surgery Policy Indicators

Policy Indicator	Description
0	Payment restriction for assistants at surgery applies to this procedure unless supporting documentation is submitted to establish medical necessity
1	Statutory payment restriction for assistants at surgery applies to this procedure. Assistant at surgery may not be paid
2	Payment restriction for assistants at surgery does not apply to this procedure. Assistant at surgery may be paid
9	Concept does not apply

# Co-surgeons (Modifier 62)

- Indicator for services that two surgeons, each in different specialty
- Co-surgeons are defined as two or more surgeons, where the skills of both surgeons are necessary to perform distinct parts of a specific operative procedure
- Co-surgery is always performed during the same operative session

# Co-Surgeon Policy Indicators

Policy Indicator	Description
0	Co-surgeons not permitted for this procedure
1	Co-surgeons could be paid, though supporting documentation is required to establish the medical necessity of two surgeons for the procedure
2	Co-surgeons permitted and no documentation required if the two-specialty requirement is met
9	Concept does not apply

# Team Surgery (Modifier 66)

- Indicator for services for which team surgeons may be paid
- Under some circumstances, highly complex procedures may require the services of a surgical team, consisting of several physicians, often of different specialties, plus other highly skilled, specially trained personnel and complex equipment
- Benefits are allowed for medically necessary procedures and allowance(s) will be determined on an individual consideration basis

# Team Surgery Policy Indicators

Policy Indicator	Description
0	Team surgeons not permitted for this procedure
1	Team surgeons could be paid, though supporting documentation required to establish medical necessity of a team; pay by report
2	Team surgeons permitted; pay by report
9	Concept does not apply

# Fee Schedule Assistance

- The [fee schedule assistance](#) page provides access to information about fee schedule definitions and acronyms



The screenshot displays the website's navigation bar with links for Contact Us, NGSCONNEX, Subscribe for Email Updates, and Part B Provider in Maine (JK). The main navigation includes HOME, EDUCATION, RESOURCES (highlighted), EVENTS, ENROLLMENT, and APPS. A search icon is visible in the top right. The breadcrumb trail reads: Resources > Tools & Calculators > Fee Schedule Lookup. The page title is "FEE SCHEDULE LOOKUP DETAILS". The main content area is titled "Fee Schedule Assistance" and contains a list of links:

- Illinois Locality/Area and County Information
- Maine, Massachusetts, New Hampshire, Rhode Island, Vermont Locality/Area and County Information
- New York Locality/Area and County Information
- Locate and Download Fee Schedule Pricing
- Description of Medicare Physician Fee Schedule Database Policy Indicators
- CMS Physician Fee Schedule Search and RVU Information



# NGS Look-up Tool Examples

# NGS Medicare Physician Fee Schedule Pricing and Database

Procedure Code	Effective Date	State/Territory	Locality	Short Description
76706	01/01/2022	14112	03	Us abdl aorta screen aaa

Non-OPPS Capped Payment Rates (NON-OPPS)						
Modifier	NON FAC PAR	NON FAC NON PAR	NON FAC LC	FAC PAR	FAC NON PAR	FAC LC
(Details)	110.21	104.70	120.41	110.21	104.70	120.41
26 (Details)	26.49	25.17	28.95	26.49	25.17	28.95
TC (Details)	83.72	79.53	91.46	83.72	79.53	91.46

# MPFSDB 76706

Modifier Selected: (blank)

<u>Status</u>	<u>Conversion Factor</u>	<u>Update Factor</u>	<u>Work RVU</u>	<u>FAC PE RVU</u>	<u>NON FAC PE RVU</u>
A	33.8872	1.0000	0.55	2.61	2.61
<u>Malpractice RVU</u>	<u>Work GPCI</u>	<u>Practice GPCI</u>	<u>Malpractice GPCI</u>	<u>Reduced Therapy Amt</u>	<u>Endoscopic Base</u>
0.05	1.000	1.005	0.654	0.00	

<u>Global Surgery</u>	<u>Facility Pricing</u>	<u>PC/TC</u>	<u>Preoperative Percentage</u>	<u>Interoperative Percentage</u>	<u>Postoperative Percentage</u>
XXX	1	1	00.00%	00.00%	00.00%
<u>Multiple Surgery</u>	<u>Bilateral Surgery</u>	<u>Assistant At Surgery</u>	<u>Two Surgeons</u>	<u>Team Surgery</u>	
0	0	0	0	0	

# 47480

## Fees

<u>Modifier</u>	<u>NON FAC PAR</u>	<u>NON FAC NON PAR</u>	<u>NON FAC LC</u>	<u>FAC PAR</u>	<u>FAC NON PAR</u>	<u>FAC LC</u>
(Details)	854.96	812.21	934.04	854.96	812.21	934.04

## Payment Calculation

<u>Status</u>	<u>Conversion Factor</u>	<u>Update Factor</u>	<u>Work RVU</u>	<u>FAC PE RVU</u>	<u>NON FAC PE RVU</u>
A	33.8872	1.0000	13.25	9.87	9.87
<u>Malpractice RVU</u>	<u>Work GPCI</u>	<u>Practice GPCI</u>	<u>Malpractice GPCI</u>	<u>Reduced Therapy Amt</u>	<u>Endoscopic Base</u>
3.15	1.000	1.005	0.654	0.00	

## Policy Indicators

<u>Global Surgery</u>	<u>Facility Pricing</u>	<u>PC/TC</u>	<u>Preoperative Percentage</u>	<u>Interoperative Percentage</u>	<u>Postoperative Percentage</u>
090	1	0	09.00%	81.00%	10.00%
<u>Multiple Surgery</u>	<u>Bilateral Surgery</u>	<u>Assistant At Surgery</u>	<u>Two Surgeons</u>	<u>Team Surgery</u>	
2	0	2	1	0	

# MPFSDB 33935

## Fees

<u>Modifier</u>	<u>NON FAC PAR</u>	<u>NON FAC NON PAR</u>	<u>NON FAC LC</u>	<u>FAC PAR</u>	<u>FAC NON PAR</u>	<u>FAC LC</u>
(Details)	4642.75	4410.61	5072.20	4642.75	4410.61	5072.20

## Payment Calculation

<u>Status</u>	<u>Conversion Factor</u>	<u>Update Factor</u>	<u>Work RVU</u>	<u>FAC PE RVU</u>	<u>NON FAC PE RVU</u>
R	33.8872	1.0000	91.78	31.55	31.55
<u>Malpractice RVU</u>	<u>Work GPCI</u>	<u>Practice GPCI</u>	<u>Malpractice GPCI</u>	<u>Reduced Therapy Amt</u>	<u>Endoscopic Base</u>
20.67	1.000	1.005	0.654	0.00	

## Policy Indicators

<u>Global Surgery</u>	<u>Facility Pricing</u>	<u>PC/TC</u>	<u>Preoperative Percentage</u>	<u>Interoperative Percentage</u>	<u>Postoperative Percentage</u>
090	1	0	09.00%	84.00%	07.00%
<u>Multiple Surgery</u>	<u>Bilateral Surgery</u>	<u>Assistant At Surgery</u>	<u>Two Surgeons</u>	<u>Team Surgery</u>	
2	0	2	1	2	

# MPFSDB 99397

## Fees

<u>Modifier</u>	<u>NON FAC PAR</u>	<u>NON FAC NON PAR</u>	<u>NON FAC LC</u>	<u>FAC PAR</u>	<u>FAC NON PAR</u>	<u>FAC LC</u>
(Details)	0.00	0.00	0.00	0.00	0.00	0.00

## Payment Calculation

<u>Status</u>	<u>Conversion Factor</u>	<u>Update Factor</u>	<u>Work RVU</u>	<u>FAC PE RVU</u>	<u>NON FAC PE RVU</u>
N	0.0000	0.0000	0.00	0.00	0.00
<u>Malpractice RVU</u>	<u>Work GPCI</u>	<u>Practice GPCI</u>	<u>Malpractice GPCI</u>	<u>Reduced Therapy Amt</u>	<u>Endoscopic Base</u>
0.00	1.000	1.005	0.654	0.00	

## Policy Indicators

<u>Global Surgery</u>	<u>Facility Pricing</u>	<u>PC/TC</u>	<u>Preoperative Percentage</u>	<u>Interoperative Percentage</u>	<u>Postoperative Percentage</u>
XXX	9	9	00.00%	00.00%	00.00%
<u>Multiple Surgery</u>	<u>Bilateral Surgery</u>	<u>Assistant At Surgery</u>	<u>Two Surgeons</u>	<u>Team Surgery</u>	
9	9	9	9	9	

CMS MPFSDB

# MPFSDB


- How to Locate the Searchable Database
  - Located on [CMS.gov](https://www.cms.gov) official website
  - [Overview](#) of the Physician Fee Schedule Search
- Why Use the Searchable Database?
  - Find Medicare payment amounts
  - Learn if codes to be billed are affected by payment policies



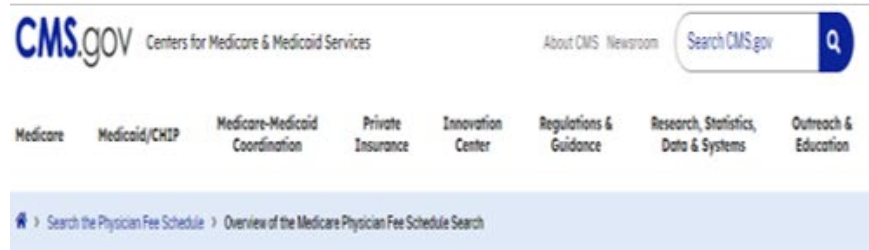


# Searching the Database

- MLN Booklet® [How to Use the PFS Look-Up Tool](#)
- Pricing amounts
- Payment policy indicators
- RVUs
- GPCIs



# Begin Search



## Overview

This website is designed to provide information on services covered by the Medicare Physician Fee Schedule (MPFS). It provides more than 10,000 physician services, the associated relative value units, a fee schedule status indicator and various payment policy indicators needed for payment adjustment (i.e., payment of assistant at surgery, team surgery, bilateral surgery, etc.). The Medicare physician fee schedule pricing amounts are adjusted to reflect the variation in practice costs from area to area. A geographic practice cost index (GPCI) has been established for every Medicare payment locality for each of the three components of a procedure's relative value unit (i.e., the RVUs for work, practice expense, and malpractice). The GPCIs are applied in the calculation of a fee schedule payment amount by multiplying the RVU for each component times the GPCI for that component.

The Physician Fee Schedule look-up website is designed to take you through the selection steps prior to the display of the information. The site allows you to:

- Search pricing amounts, various payment policy indicators, RVUs, and GPCIs by a single procedure code, a range and a list of procedure codes.
- Search for the national payment amount, a specific Medicare Administrative Contractor (MAC) or a specific MAC locality. Each page has associated Help/Hint available to complete your selections.

NOTE: In the CY 2010 PFS final rule with comment period (74 FR 61751) we provided for a 4-year transition to the new PE RVUs resulted from using the updated PPS PE/HR data. This new PPS data caused payment reductions for some specialties. In order to ease this impact, we finalized a gradual 4 year transition from the previous PE RVUs to the PE RVUs developed using the new PPS data (75 percent old/25 percent new for CY 2010, 50 percent old /50 percent new for CY 2011, 25 percent old /75 percent new for CY 2012, and 100 percent new for CY 2013). CY 2013 is the final year of the transition to the new full PE values, resulting in the elimination of the Transitional PE RVUs.

**Disclaimer:** Please note that this display tool is created and maintained as a helpful aid for physicians and nonpractitioners looking for a quick look-up and reference to the Physician Fee Schedule (PFS) payment rates. Users of this display tool should note that the Centers for Medicare & Medicaid Services (CMS) make no warranties, expressed or implied, regarding errors or omissions and assume no legal liability or responsibility for loss or damage resulting from the use of information contained within. For the official and definitive CMS PFS payment files, please contact the local Medicare Administrative Contractor (MAC) in your payment jurisdiction.

Begin Search

## License for Use of Current Procedural Terminology, Fourth Edition (“CPT®”)

### End User Point and Click Agreement:

CPT codes, descriptions and other data only are copyright 1995-2019 American Medical Association. All rights reserved. CPT is a registered trademark of the American Medical Association (AMA). You, your employees and agents are authorized to use CPT only as contained in the following authorized materials of Centers for Medicare and Medicaid Services (CMS) internally within your organization within the United States for the sole use by yourself, employees and agents. Use is limited to use in Medicare, Medicaid or other programs administered by CMS. You agree to take all necessary steps to insure that your employees and agents abide by the terms of this agreement. Any use not authorized herein is prohibited, including by way of illustration and not by way of limitation, making copies of CPT for resale and/or license, transferring copies of CPT to any party not bound by this agreement, creating any modified or derivative work of CPT, or making any commercial use of CPT. License to use CPT for any use not authorized herein must be obtained through the AMA, CPT Intellectual Property Services, AMA Plaza, 330 N. Wabash Ave., Suite 39300, Chicago, IL, 60611-5885. Applications are available at the AMA Web site, <http://www.ama-assn.org/go/cpt>.

### Applicable FARS\DFARS Restrictions Apply to Government Use.

This product includes CPT which is commercial technical data and/or computer data bases and/or commercial computer software and/or commercial computer software documentation, as applicable which were developed exclusively at private expense by the American Medical Association, 515 North State Street, Chicago, Illinois, 60654. U.S. Government rights to use, modify, reproduce, release, perform, display, or disclose these technical data and/or computer data bases and/or computer software and/or computer software documentation are subject to the limited rights restrictions of DFARS 252.227-7015(b)(2) (November 1995) and/or subject to the restrictions of DFARS 227.7202-1(a) (June 1995) and DFARS 227.7202-3(a) (June 1995), as applicable for U.S. Department of Defense procurements and the limited rights restrictions of FAR 52.227-14 (June 1987) and/or subject to the restricted rights provisions of FAR 52.227-14 (June 1987) and FAR 52.227-19 (June 1987), as applicable, and any applicable agency FAR Supplements, for non-Department of Defense Federal procurements.

### AMA Disclaimer of Warranties and Liabilities.

CPT is provided "as is" without warranty of any kind, either expressed or implied, including but not limited to, the implied warranties of merchantability and fitness for a particular purpose. No fee schedules, basic unit, relative values or related listings are included in CPT. The AMA does not directly or indirectly practice medicine or dispense medical services. The responsibility for the content of this file/product is with CMS and no endorsement by the AMA is intended or implied. The AMA disclaims responsibility for any consequences or liability attributable to or related to any use, non-use, or interpretation of information contained or not contained in this file/product. This agreement will terminate upon notice if you violate its terms. The AMA is a third party beneficiary to this agreement.

### CMS Disclaimer

The scope of this license is determined by the AMA, the copyright holder. Any questions pertaining to the license or use of the CPT should be addressed to the AMA. End Users do not act for or on behalf of the CMS. CMS DISCLAIMS RESPONSIBILITY FOR ANY LIABILITY ATTRIBUTABLE TO END USER USE OF THE CPT. CMS WILL NOT BE LIABLE FOR ANY CLAIMS ATTRIBUTABLE TO ANY ERRORS, OMISSIONS, OR OTHER INACCURACIES IN THE INFORMATION OR MATERIAL CONTAINED ON THIS PAGE. In no event shall CMS be liable for direct, indirect, special, incidental, or consequential damages arising out of the use of such information or material. Should the foregoing terms and conditions be acceptable to you, please indicate your agreement and acceptance by clicking below on the button labeled "accept".

Accept

Don't Accept

# Search Criteria

## Search the Physician Fee Schedule

Use this search to view adjusted pricing amounts that reflect variations in pricing costs from area to area.

[Download Excel File for any Year of the PFS RVU with Conversion Factor File](#)

[Download CSV-TXT File for any Year of the PFS National Payment Amount File](#)

Select search parameters.

Year

2024B

[See notes for selected year](#)

Type of Information

All

Select Healthcare Common Procedural Coding System (HCPCS) criteria.

HCPCS Criteria

Single HCPCS Code

HCPCS Code

Modifier

All Modifiers

Select Medicare Administrative Contractor (MAC) option.

MAC Option

All MACs

[Search fees](#)



# CMS Lookup Tool Examples

# Search the Physician Fee Schedule

① **Type of Information**

Pricing Information

Pricing Information

Payment Policy Indicators

Relative Value Units

Geographic Practice Cost Index

All

③ **Modifier**

All Modifiers

Global (Diagnostic Service) OR Physicians Professional Service where Professional/Technical concept does not apply.  
26 Professional Component  
53 Procedures which the physician terminated before completion.  
TC Technical Component

All Modifiers

② **HCPCS Criteria**

Single HCPCS Code

Single HCPCS Code

List of HCPCS Codes

Range of HCPCS Codes

HCPCS Code  
76706

④ **MAC Option**

All MACs

National Payment Amount

Specific MAC

Specific Locality

All MACs

⑤ **Search fees**

# Search Results

Showing 1 - 10 of 330

Items per page: **10** 25 50 100

HCPCS Code ▲	Modifier ▲	Short Description ⇅	Proc Stat ▲	Mac Locality ▲	Non-Facility Price ⇅	Facility Price ⇅	Non-Facility Limiting Charge ⇅	Facility Limiting Charge ⇅	Conv Fact ⇅	NA Flz for Tr: No FA PE RV
76706		Us abdl aorta screen aaa	A	0000000	\$106.52	NA	\$116.37	NA	33.2875	
76706	26	Us abdl aorta screen aaa	A	0000000	\$25.63	\$25.63	\$28.00	\$28.00	33.2875	
76706	TC	Us abdl aorta screen aaa	A	0000000	\$80.89	NA	\$88.37	NA	33.2875	
76706		Us abdl aorta screen aaa	A	0111205	\$143.79	NA	\$157.10	NA	33.2875	
76706	26	Us abdl aorta screen aaa	A	0111205	\$29.34	\$29.34	\$32.05	\$32.05	33.2875	
76706	TC	Us abdl aorta screen aaa	A	0111205	\$114.46	NA	\$125.04	NA	33.2875	
76706		Us abdl aorta screen aaa	A	0111209	\$145.37	NA	\$158.82	NA	33.2875	
76706	26	Us abdl aorta screen aaa	A	0111209	\$29.63	\$29.63	\$32.38	\$32.38	33.2875	
76706	TC	Us abdl aorta screen aaa	A	0111209	\$115.74	NA	\$126.44	NA	33.2875	
76706		Us abdl aorta screen aaa	A	0111251	\$133.88	NA	\$146.26	NA	33.2875	

< Previous

1 2 3 4 ... 33

Next >

Download CSV

Copy link

# Searching Payment Policy Indicators

- Professional/technical modifiers
- Postoperative days
- If a code is payable by Medicare
- Level of physician supervision required
- If a service can be billed bilaterally

# Payment Policy Indicators

Select search criteria parameters.

Year

2024B

[See notes for selected year](#)

Type of Information

Payment Policy Indicators

Select Healthcare Common Procedural Coding System (HCPCS) criteria.

HCPCS Criteria

Single HCPCS Code

HCPCS Code

76706

Modifier

All Modifiers


[Search fees](#)






# 76706 Search Results

HCPCS Code ▲	Modifier ▲	Short Description ▼	Proc Stat ▲	PCTC ▼	Global ▼	MULT SURG ▼	BILT SURG ▼	ASST SURG ▼	CO SURG ▼	Team SURG ▼	PHYS SUPV ▼	DIAG Imaging Family IND ▼
76706		Us abdl aorta screen aaa	A	1	XXX	0	0	0	0	0	09	99
76706	26	Us abdl aorta screen aaa	A	1	XXX	0	0	0	0	0	09	99
76706	TC	Us abdl aorta screen aaa	A	1	XXX	0	0	0	0	0	09	99

 Download CSV

 Copy link

# 47480 Search Results


HCPCS Code ▲	Modifier ▲	Short Description ◆	Proc Stat ▲	PCTC ◆	Global ◆	MULT SURG ◆	BILT SURG ◆	ASST SURG ◆	CO SURG ◆	Team SURG ◆	PHYS SUPV ◆	DIAG Imaging Family IND ◆
47480		Incision of gallbladder	A	0	090	2	0	2	1	0	09	99


Download CSV

Copy link

# 33935 Search Results

HCPCS Code ▲	Modifier ▲	Short Description ◆	Proc Stat ▲	PCTC ◆	Global ◆	MULT SURG ◆	BILT SURG ◆	ASST SURG ◆	CO SURG ◆	Team SURG ◆	PHYS SUPV ◆	DIAG Imaging Family IND ◆
33935		Transplantation heart/lung	R	0	090	2	0	2	1	2	09	99

 Download CSV

 Copy link

# 99397 Search Results

Year

2024B

See notes for selected year

Type of Information

Payment Policy Indicators

Select Healthcare Common Procedural Coding System (HCPCS) criteria.

HCPCS Criteria

Single HCPCS Code

HCPCS Code

99397

Modifier

All Modifiers

Search fees

Reset search inputs

## Search Results

**⚠ No results**

99397: The current Physician Fee Schedule does not price the requested HCPCS Code.

# Resources and References

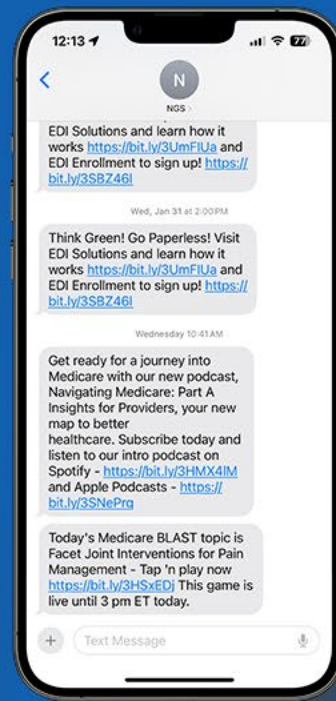
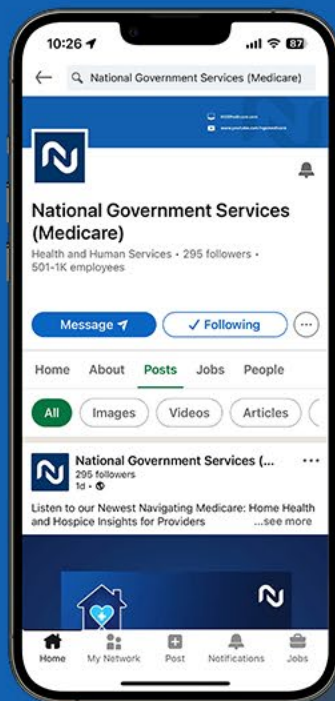
# Resources and References

- CMS References
  - [CMS website](#)
  - MLN® Booklet: [How to Use the PFS Look-Up Tool](#)
  - [Physician Fee Schedule Look-Up](#)
- NGS References
  - [Fee Schedule Assistance](#)
    - Description of Medicare Physician Fee Schedule Database Policy Indicators



# Questions?

Thank you!



# Connect with us on social media



[YouTube Channel](#)  
Educational Videos



[www.MedicareUniversity.com](http://www.MedicareUniversity.com)  
Self-paced online learning

medicare **mobile**

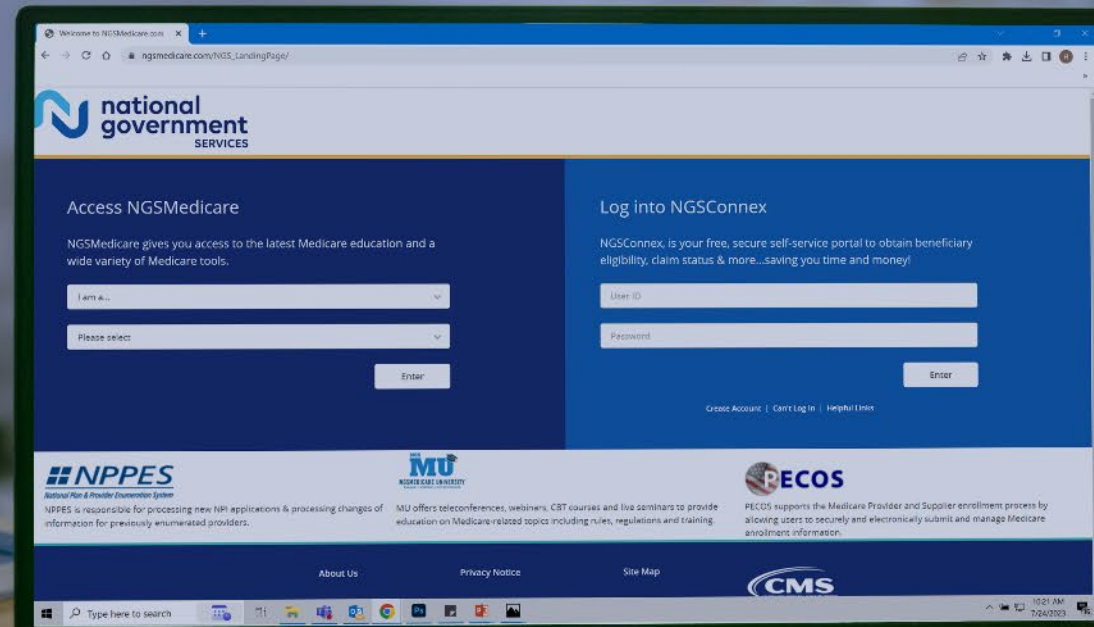
Text NEWS to 37702; Text GAMES to 37702



[LinkedIn](#)  
Educational Content



# Find us online



[www.NGS Medicare.com](http://www.NGS Medicare.com)

Online resources, event calendar, LCD/NCD, and tools



IVR System

The interactive voice response system (IVR) is available 24-hours a day, seven days a week to answer general inquiries



[NGSConnex](#)

Web portal for claim information



[Sign up for Email Updates](#)

Subscribe for Email updates at the top of any NGS Medicare.com webpage to stay informed of news